

Post-Green Revolution food systems and the triple burden of malnutrition

Miguel I. Gómez, Christopher B. Barrett, Terri Raney,
Per Pinstrup-Andersen, Janice Meerman, André
Croppenstedt, Sarah Lowder, Brian Carisma,
and Brian Thompson

ESA Working Paper No. 13-02

August 2013

Agricultural Development Economics Division

Food and Agriculture Organization of the United Nations

www.fao.org/economic/esa



The designations employed and the presentation of material in this information product do not imply the expression of any opinion whatsoever on the part of the Food and Agriculture Organization of the United Nations (FAO) concerning the legal or development status of any country, territory, city or area or of its authorities, or concerning the delimitation of its frontiers or boundaries. The mention of specific companies or products of manufacturers, whether or not these have been patented, does not imply that these have been endorsed or recommended by FAO in preference to others of a similar nature that are not mentioned. The views expressed in this information product are those of the author(s) and do not necessarily reflect the views or policies of FAO.

© FAO 2013

FAO encourages the use, reproduction and dissemination of material in this information product. Except where otherwise indicated, material may be copied, downloaded and printed for private study, research and teaching purposes, or for use in non-commercial products or services, provided that appropriate acknowledgement of FAO as the source and copyright holder is given and that FAO's endorsement of users' views, products or services is not implied in any way.

All requests for translation and adaptation rights, and for resale and other commercial use rights should be made via www.fao.org/contact-us/licence-request or addressed to copyright@fao.org.

FAO information products are available on the FAO website (www.fao.org/publications) and can be purchased through publications-sales@fao.org.

Post-Green Revolution food systems and the triple burden of malnutrition

Miguel I. Gómez^a, Christopher B. Barrett^{a,b}, Terri Raney^c, Per Pinstrup-Andersen^{a,d}, Janice Meerman^e, André Croppenstedt^c, Sarah Lowder^c, Brian Carisma^c, and Brian Thompson^e

Abstract

Developing country food systems have changed dramatically since the Green Revolution period. At the same time, malnutrition still represents a challenge and is now understood to encompass the three simultaneous dimensions of undernourishment, micronutrient deficiencies, and over-nutrition manifest in overweight and obesity. These changes in food systems and in the understanding of the global malnutrition challenge necessitate fresh thinking about food systems-based strategies to reduce malnutrition. This paper introduces a special section that offers such new perspectives. We discuss trends with respect to indicators of the triple burden of malnutrition to understand the extent of global malnutrition challenges and then relate those to food systems transformation in developing countries.

Key words: Agricultural productivity, food and agricultural systems, nutrition, Green Revolution, biofortification, food value chains, food assistance programs.

^a Charles H. Dyson School of Applied Economics and Management, Cornell University, Ithaca NY 14853-7801, USA.

^b Department of Economics, Cornell University, Ithaca NY 14853, USA

^c Agricultural Development Economics Division, Food and Agriculture Organization of the United Nations, Viale delle Terme di Caracalla 1, 00153 Rome, Italy.

^d Division of Nutritional Sciences, Cornell University, Ithaca NY 14853-7801, USA.

^e Nutrition and Consumer Protection Division, Food and Agriculture Organization of the United Nations, Viale delle Terme di Caracalla 1, 00153 Rome, Italy.

Acknowledgements

This paper was prepared as a background paper for the State of Food and Agriculture 2013 and the authors wish to acknowledge financial support from the Food and Agriculture Organization of the United Nations. Any views expressed or remaining errors are solely the responsibility of the authors.

Comments and questions should be directed to:

Miguel I. Gómez
Assistant Professor
Charles H. Dyson School of Applied Economics and Management
321 Warren Hall
Cornell University
Ithaca, NY 14853-7801
USA
Tel: 1-607-255-8159
e-mail: mig7@cornell.edu

1. Introduction

Despite impressive progress over the past two generations, malnutrition still poses a major public health and development challenge. By the narrowest popular measure, the United Nations Food and Agriculture Organization (FAO) estimates that 868 million people worldwide suffer undernourishment (FAO 2012). Those estimates are more than 130 million people less than twenty years earlier, but still represent roughly 15 percent of the population of the developing world. Unfortunately, most countries are not on track to achieve the first Millennium Development Goal (MDG) of reducing by half the share of hungry people by 2015 or the World Food Summit Goal (WFSG) of cutting the number of hungry people in half by 2015 (FAO 2001).

One big change from the 1960s and 1970s, when the threat of famine haunted policymakers and helped spur major investments in the Green Revolution, is a deeper understanding that malnutrition is a broader problem than just insufficient intake of dietary energy and protein – so-called ‘undernourishment’ – but that it also encompasses two other dimensions, namely micronutrient deficiencies, and overweight and obesity. The challenge is therefore now often referred to as the ‘triple burden’ of malnutrition (Pinstrup-Andersen 2007; Labadarios 2005). And most experts believe that far more people suffer from the one or both of the latter two forms of malnutrition than the estimated 868 million persons who are undernourished, although there is substantial overlap across categories.

Undernutrition’s most immediate causes are inadequate dietary intake and infectious disease. Inadequate dietary intake can include deficits in quantity and/or quality, where quantity refers to total caloric intake and quality to variety, diversity, nutrient content and safety. Inadequate dietary intake weakens the immune system and increases susceptibility to disease. Infectious disease, in turn, increases nutrient requirements and weakens the immune system. In addition to these proximate causes, nutrition is distally affected by economic, political, social and economic factors. These include patterns of income distribution, agricultural practices, trade and food policies, religion, socio-demographic trends, effects of climate change, and cultural beliefs.

A more refined understanding of the nature of the world’s malnutrition challenge necessitates some reconsideration of how best to attack the problem. When malnutrition was viewed more simply as a problem of undernourishment in low-income, agrarian economies, the natural prescription was to increase production of low-cost, energy-rich cereals that were the primary foods of poor farmers and farmworkers. Hence the Green Revolution, which emphasized higher agricultural productivity of staple grains and achieved a certain level of success in reducing malnutrition (Pinstrup-Andersen and Hazell 1985; Evenson and Gollin 2003). However, those successes were largely confined to reductions in protein-energy malnutrition and associated undernourishment, given the focus on increasing supplies of micronutrient-poor, calorie-dense staple grains. Today, some rethinking of the links between food systems and malnutrition is needed as we increasingly recognize that problems of micronutrient deficiencies and overweight and obesity burden developing countries as well and are far less amenable to resolution through increased farm-level productivity of staple crops.

In parallel to the broader understanding of malnutrition, developing country food systems have also changed dramatically since the Green Revolution period. This transformation has been driven by multiple factors, including rapid urbanization and increasing incomes in developing countries, the emergence of domestic and global commercial food value chains (FVCs), efforts

by governments to establish safety nets for the food insecure, and advances in germplasm improvements that target other traits different than yields, among others (Pinstrup-Andersen 2012a). Taken together, the ongoing transformation of food systems and the challenges posed by the triple burden in developing countries, underscore the need for broadened perspectives on the links between food systems and malnutrition for the twenty-first century post-Green Revolution era. There remains a consensus that food-based strategies remain critical to alleviate malnutrition. But the nature of those strategies is evolving as scientific understanding advances and agricultural, demographic and economic patterns evolve.

In this paper we present regional trends on key indicators of the triple burden of malnutrition so as to understand more clearly the extent of malnutrition challenges at aggregate levels. Next, we describe critical transformations in food systems in the post-Green Revolution period, linking nutritional problems to the agricultural, demographic and dietary transitions that countries generally follow. We conclude by offering a few key overall principles for food system approaches to improve nutritional outcomes.

2. Regional Trends in Malnutrition

Malnutrition, like food security, is a complex, multidimensional concept not amenable to measurement using a single indicator (Barrett 2010). In this section we briefly review the best current estimates on prevalence and trends in key indicators of the three basic forms of malnutrition.

Undernourishment is the outcome of insufficient macronutrient (caloric and protein) intake. It is estimated by FAO as the prevalence and number of people whose food intake is insufficient to meet their requirements. Dietary energy supply is used as a proxy for food intake.

Undernourishment is an important factor contributing to negative health outcomes measured by anthropometric indicators such as the prevalence of underweight (low weight-for-age), wasting (low weight-for-height), or stunting (low height-for-age), especially among children. Stunting captures the life-long negative effects of food intake deficiency and disease (Victora et al. 2008), and afflicted 165 million children globally in 2011 for a prevalence of 26 percent (UNICEF, WHO and The World Bank 2012). Wasting captures shorter-term, acute episodes of malnutrition. Underweight is a product of the other two indicators.

Micronutrient malnutrition refers to deficiencies in vitamins and minerals critical to good health and is the outcome of a combination of poor dietary composition and disease. There are many essential micronutrients but only Vitamin A, iron, and iodine deficiencies are routinely monitored in a large-scale and cross-nationally comparable fashion. Vitamin A deficiency (VAD) impairs proper growth and increases vulnerability to infections. VAD affected over 163 million children under five in 2007, a prevalence of about 31 percent (UNSCN 2010).

Overweight and obesity, for their part, are the result of excessive dietary energy intake and are generally measured by the body mass index (BMI)¹. This form of malnutrition, which is associated with increased risk of diabetes and cardiovascular disease (Schroeder et al. 1999;

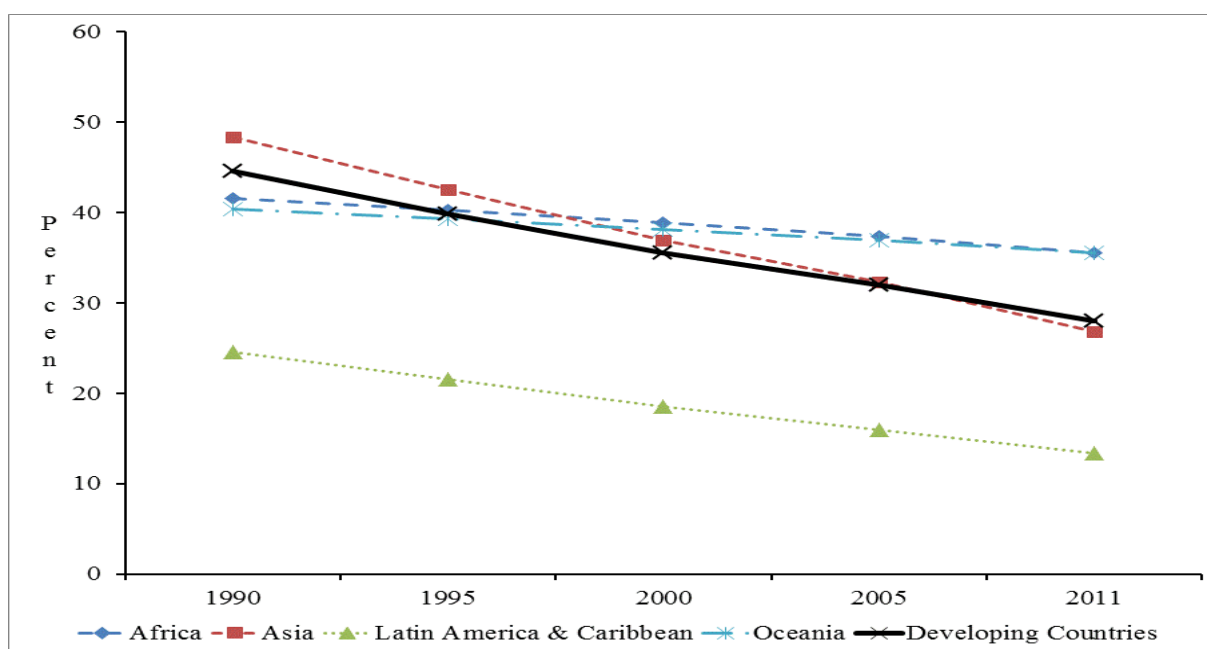
¹ Body Mass Index (BMI), equals the body weight in kilograms divided by height in meters squared (kg/m²) and is commonly measured in adults to assess underweight, overweight and obesity. The international references are as follows: underweight = BMI < 18.5; overweight = BMI ≥ 25; obese = BMI ≥ 30. Obesity is thus a subset of the overweight category.

Sawaya et al. 2003; Reddy 2002), is increasingly affecting developing countries and obesity reached a global prevalence of 12 percent in 2008 (Finucane et al. 2011).

A descriptive analysis of regional trends of selected nutrition indicators helps set the stage to characterize the triple burden of malnutrition. We concentrate on continental-level trends of stunting in children under five years of age for undernutrition, vitamin A and iron deficiencies in children under five years of age for micronutrient deficiencies, and the BMI in adults for obesity and overweight. These best-available estimates necessarily mask considerable underlying variation among and within countries and often require somewhat-herculean assumptions. We encourage readers to treat these as coarse estimates, but the patterns they reveal are nonetheless instructive.

Stunting is caused primarily by maternal undernutrition, which leads to poor fetal growth, and by poor nutrition and repeated infections in the first two years of a child's life (Waterlow 1994). Stunting is a key indicator of undernutrition because it causes permanent impairments to cognitive and physical development that lowers attained schooling and reduces adult income (Black et al. 2008). Figure 1 presents the prevalence of stunting in children less than five years of age for the period 1990-2011. Between 1990 and 2011, the prevalence of stunting in developing countries declined by about 17 percentage points, from 45 percent to 28 percent. Today there remain 165 million stunted children in the world, compared to 253 million in 1990. Asia (excluding Japan) and Latin America & Caribbean exhibit the fastest progress in reducing the prevalence of stunting during this period, with rates falling from 48 to 27 percent and from 25 to 14 percent, respectively. In contrast, the prevalence of stunting in Africa and Oceania (excluding Australia and New Zealand) has decreased only modestly in the past two decades, staying at around 40 percent. At a global scale, this is laudable progress. But it clearly masks both significant variation among and within countries and underscores the considerable scale of the remaining challenge.

Figure 1. Prevalence of stunting in children less than five years of age, 1990-2011



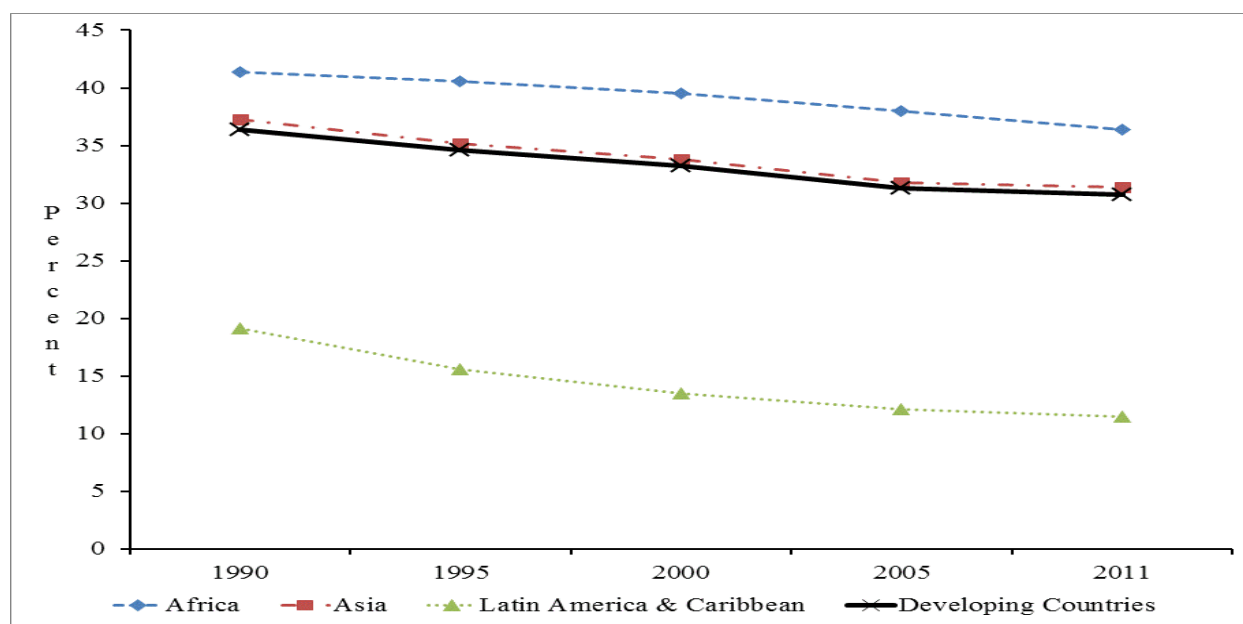
Source: UNICEF, WHO and The World Bank (2012).

Micronutrient malnutrition is the second basic form of undernutrition. It is often referred to separately because it can also co-exist with excessive consumption of macronutrients (i.e., overweight and obesity, on which more below) and carries health consequences distinct from those associated with stunting. In this analysis we focus on trends in the prevalence of vitamin A and iron deficiencies because they are routinely monitored and are strongly associated with specific health consequences. We do not consider trends in other micronutrients, such as vitamin B12, zinc, and selenium, which are also critical for appropriate nutrition, because comprehensive estimates of their prevalence over time are not (yet) available.

Vitamin A deficiency (VAD) impairs proper growth and reproduction, leaves the body more vulnerable to infections, and is the leading cause of blindness in children (Holick and Chen 2008). Iron is important for blood formation and its deficiency is a primary cause of anemia. Iron deficiency impedes cognitive development of children, affects pregnancy outcomes, and reduces work capacity for adults (Pollitt 2001).

Figure 2 presents the prevalence of vitamin A and iron deficiencies in children less than five years of age for the periods 1990-2007 and 2000-2007, respectively. For all developing countries combined, VAD prevalence has decreased only by five percentage points from 36 percent in 1990 to about 31 percent in 2007 (UNSCN 2010). As with undernourishment, there is substantial variability in progress across continental-scale country groupings. In Latin America & the Caribbean, which started with the lowest prevalence level, VAD has decreased by half in percentage terms, from about 20 to 10 percent between 1990 and 2007. Prevalence in Asia has followed a trend that is very similar to the trend of all developing countries combined. Africa experienced a decline in prevalence similar to the global aggregate, but starting from a relatively high level of about 42 percent in 1990, so that by 2007 still over one out of three African children under the age of five were vitamin A deficient.

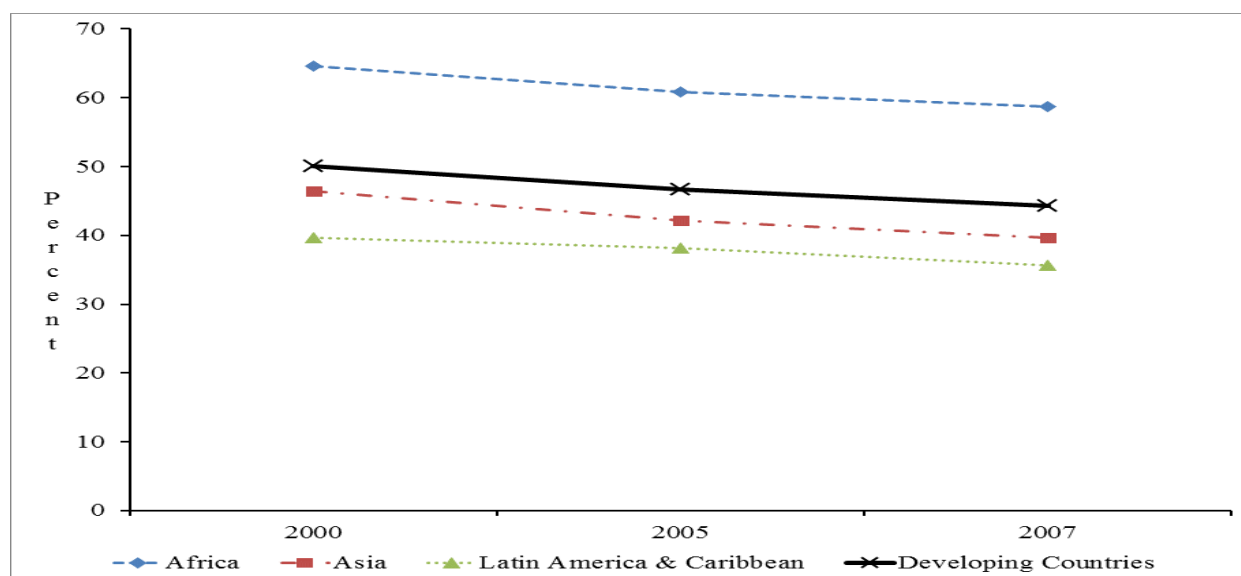
Figure 2. Prevalence of Vitamin A deficiency in children less than five years of age, 1990-2011



Source: UNSCN (2012).

Figure 3 indicates that anemia prevalence is much higher than that for VAD or stunting, and that only relatively modest progress has been achieved in reducing anemia among children under five (UNSCN 2010). For all developing countries, anemia prevalence has been reduced by only about five percentage points, from 50 percent in 2000 to nearly 45 percent 2007. The extent of reduction in anemia prevalence is comparable across continents, but starting from quite different levels in 2000 (65, 48 and 40 percent prevalence in Africa, Asia and Latin America & Caribbean, respectively).

Figure 3. Prevalence of anemia in children less than five years of age, 1990-2011

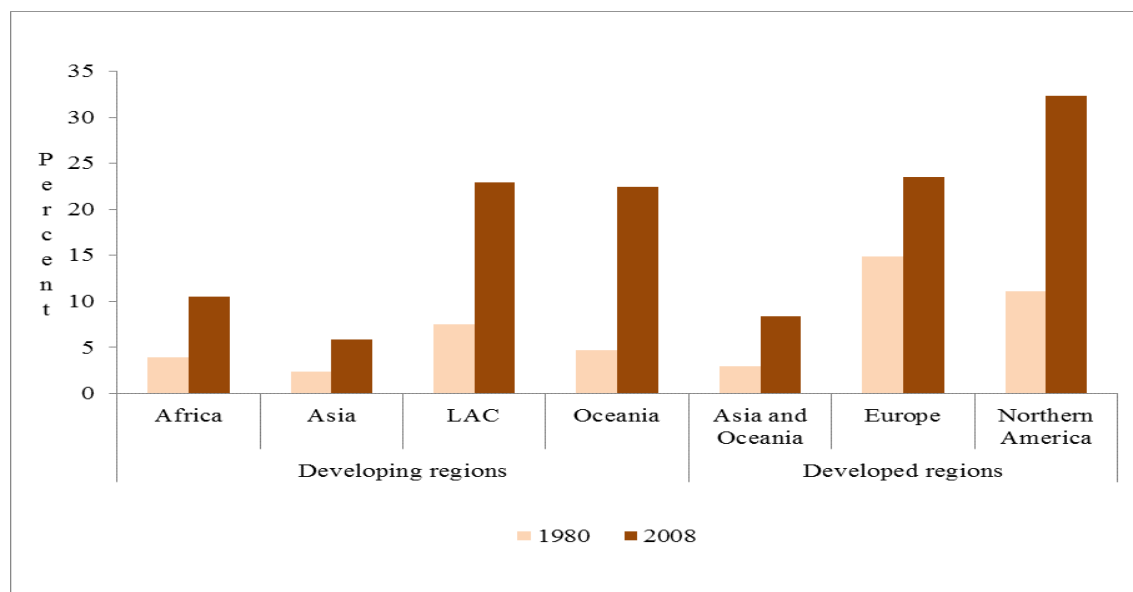


Source: UNSCN (2010).

Reductions in the prevalence of vitamin A deficiency have been substantially smaller than in the prevalence of stunting. This reflects the global community's longstanding emphasis on improving agricultural productivity and decreasing inflation-adjusted prices of staple grains, which are inferior dietary sources of most micronutrients.

Figure 4 shows the prevalence of adult obesity for 1980 and 2008 for developed and developing regions. North America had by far the highest prevalence in 2008 (32 percent) and experienced the largest prevalence increase between 1980 and 2008 (over 20 percentage points). The prevalence is likewise high in Europe (about 24 percent). What is perhaps more surprising is that adult obesity has also become an increased concern in developing regions. Latin America & the Caribbean and Oceania had high rates of obesity in 2008 (23 and 22 percent, respectively), roughly equivalent to those in Europe, and saw dramatic increases during the period 1980-2008 (16 and 18 percentage points, respectively). Asia and Africa, for their part, had the lowest prevalence of adult obesity in 2008 (6 and 11 percent, respectively). Although low in levels, the prevalence in these two continents has more than doubled since 1980, so the trends are alarming.

Figure 4. The Prevalence of Adult Obesity by region, 1980 and 2008



Source: Constructed by authors based on Finucane et al. (2012)

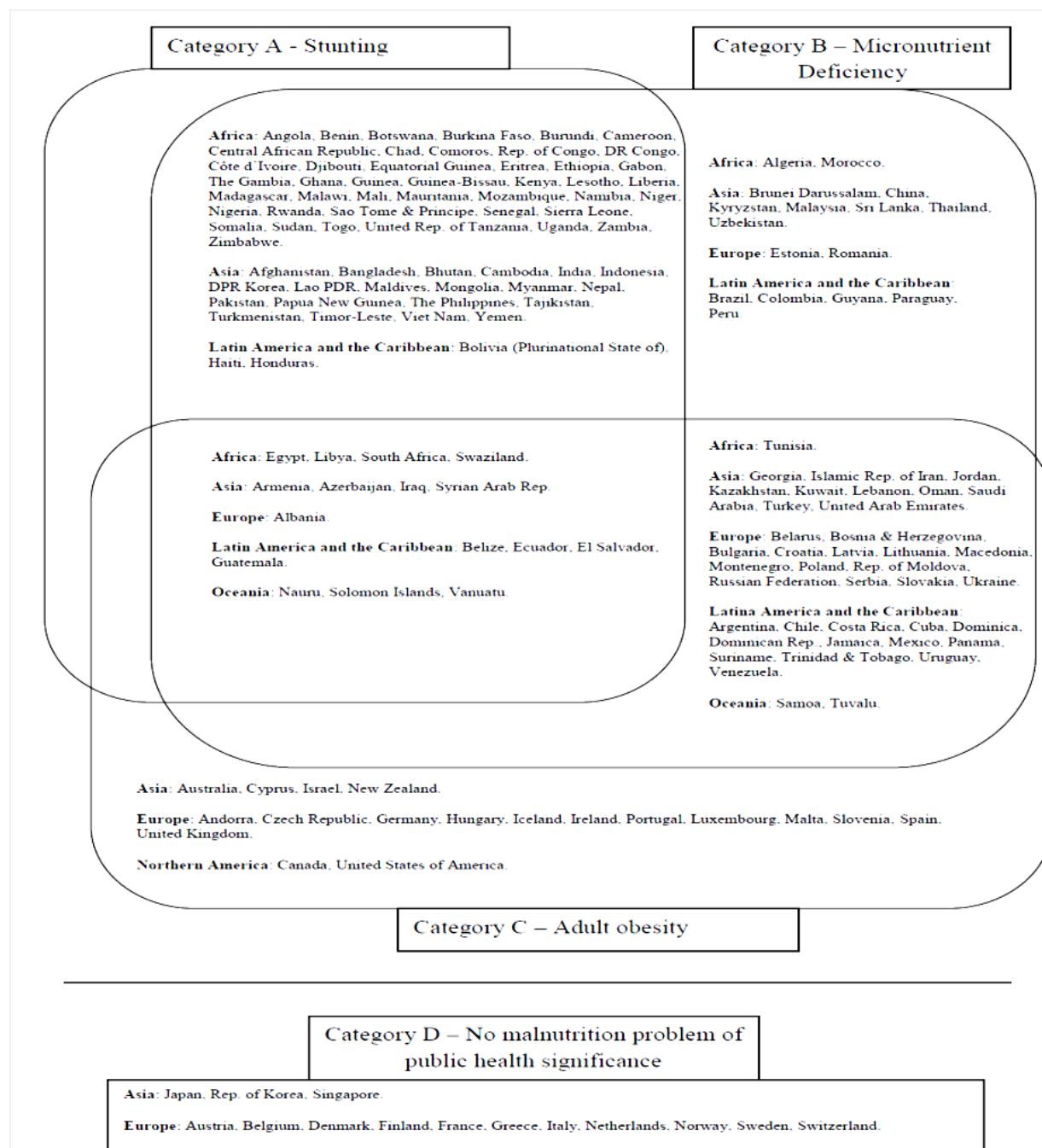
These aggregate trends underscore both the extent of malnutrition and some basic geographic and inter-temporal patterns that can help guide the design of general strategies to reduce malnutrition on a global scale. And that the burdens of malnutrition can also overlap is shown in figure 5. The three types of malnutrition considered here (designated at A = child stunting, B = child micronutrient deficiencies and C = adult obesity) occur in different combinations around the world. The figure also shows that very few countries in the world have no significant malnutrition problems in these categories.

The first group (AB) includes countries where rates of child stunting and micronutrient deficiencies are classified by the World Health Organization (WHO) as moderate or severe. All countries where stunting is a public health concern also have prevalence rates for micronutrient deficiencies classified by WHO as moderate or severe. The second group (B) includes countries where stunting rates have declined but micronutrient deficiencies remain widespread. These countries illustrate that simply addressing the factors influencing stunting, including increasing the energy content of diets, is not sufficient to provide the necessary range of micronutrients. The next three groups include countries where the prevalence of adult obesity exceeds the global median. The third (ABC) includes countries where stunting, micronutrient deficiencies and obesity occur simultaneously. The fourth (BC) includes countries where the prevalence of stunting has declined but micronutrient deficiencies remain and obesity is a significant problem. Countries in the fifth group (C) have reduced stunting and micronutrient deficiencies but have serious obesity problems. Only 14 countries in this sample, all of them high-income countries, have no malnutrition problems of public health significance according to the malnutrition types and thresholds defined here.

The variations in malnutrition shown in Figure 5 reflect the changes in diets and lifestyles, known as the nutrition transition, that occur with economic growth and transformation of the food system. This process, also commonly referred to as agricultural transformation or the food system revolution, is typically characterized by rising labour productivity in agriculture, declining shares of population in agriculture and increasing rates of urbanization. As the food system transforms, centralized food-processing facilities develop along with large-scale wholesale and logistics companies, supermarkets emerge in the retail sector and fast-food restaurants become widespread. The transformation thus affects the whole system, changing the ways food is produced, harvested, stored, traded, processed, distributed, sold and consumed (Reardon and Timmer, 2012).

In the following sections we discuss in more detail the dynamic relationship that exists between the evolution of developing country food systems and the triple burden of malnutrition. A better understanding of such links is necessary to allow researchers and policy makers to identify promising food systems approaches to reduce malnutrition.

Figure 5 The multiple burden of malnutrition



Note: Data for stunting among children are from UNICEF, WHO and World Bank (2012). A country is designated as having a public health threat related to stunting if at least 20 percent of its children are stunted (WHO, 2013a); data on stunting are not available for some high-income countries and they are assumed to have a prevalence of stunting that is far lower than 20 percent. Data on anaemia and vitamin A deficiency among children are from Micronutrient Initiative (2009). Countries face micronutrient deficiency related public health threats if 10 or more percent of their children are deficient in vitamin A (WHO, 2009) or if at least 20 percent of them suffer from anaemia (WHO, 2008). Countries with a per capita GDP of at least US\$ 15,000 are assumed to be free of vitamin A deficiency (Micronutrient Initiative, 2009). Data on obesity among adults are from WHO (2013b). Countries where 20 or more percent of the adult population is obese (equivalent to the global median prevalence for that indicator) are considered to face a public health threat related to obesity.

*Data for Sudan was collected prior to 2011 and refer therefore to Sudan and South Sudan.

3. Food Systems Transformation and Approaches to Reduce Malnutrition

Traditionally, public agricultural research and development strategies have focused primarily on agricultural productivity growth as the primary route to reduce malnutrition. This emphasis was reflected most clearly in the Green Revolution, which prioritized the development and diffusion of high-yielding varieties of the major staple crops, in combination with more intensive utilization of modern inputs such as inorganic fertilizer and irrigation (Lipton and Longhurst 1989). There is vast evidence that high-yielding varieties associated with the Green Revolution made substantial contributions to increases in total staples output and to reductions in food prices (Hazell 2009; Evenson and Gollin 2003; Rosegrant and Hazell 2000; Pinstrup-Andersen and Jaramillo 1986), which in turn resulted in higher per capita caloric intake across developing countries (Evenson and Gollin 2003; Conway 1997; Von Braun and Kennedy 1994; Pinstrup-Andersen and Jaramillo 1986; Ryan and Asokan 1977). For example, Von Braun, Puetz, and Webb (1989) surveyed rice farmers in the Gambia and showed an increase in total caloric production (from all crops) of nearly 50 percent; an increase in farmers' incomes and food expenditures of about 13 and 10 percent, respectively; and a per capita increase in caloric intake of nearly five percent. The literature clearly indicates that increased caloric intake associated with the Green Revolution reduced undernourishment and associated outcomes such as stunting and wasting in children and women (e.g. Von Braun, Johm, and Puetz 1994; Hazell and Ramasamy 1991).

Limitations of the Green Revolution approach

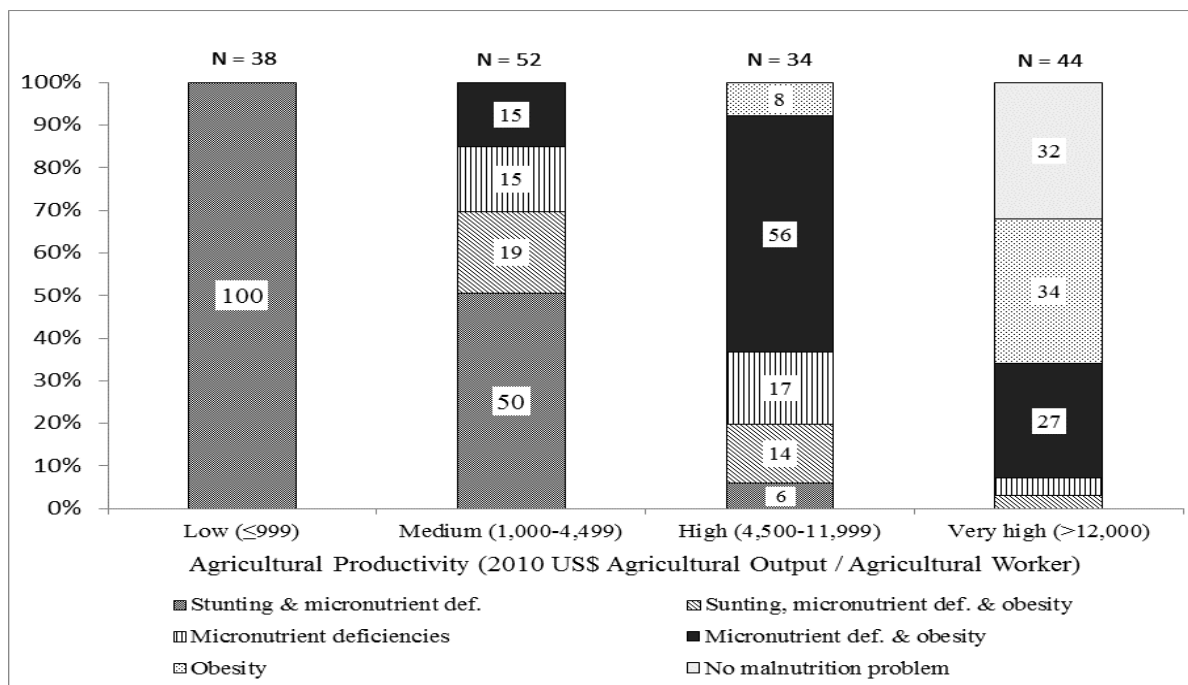
In spite of the positive impacts on caloric intakes, some researchers have been critical of the Green Revolution for at least two reasons. First, several studies argue – somewhat controversially – that the Green Revolution benefited disproportionately larger land owners who were most likely to adopt improved production technologies early, while largely missing the poorest farmers, workers and rural residents who are most affected by malnutrition (Conway 1997; Lipton and Longhurst 1989; Hazell and Ramasamy 1991). Other research challenges these claims, underscoring the pro-poor food price and real wage effects of agricultural productivity growth (David and Otsuka 1994; Evenson and Gollin 2003; Minten and Barrett 2008). But concerns about how reliably the gains from improved crop productivity translate into reduced malnutrition for all people remain.

Second, a stream of research examines the unintended nutritional consequences of the Green Revolution (Hazell 2009). For example, from the 1970s to the mid-1990s the price of staple foods (e.g., rice, wheat) decreased relative to the price of micronutrient-rich foods (e.g., vegetables, pulses) in much of Asia. This was likely due to greater productivity gains in micronutrient-sparse staples and the resulting reallocation of land towards those crops. But as a result, micronutrient-rich foods became relatively (and in some cases, absolutely) less affordable, particularly to the poor (Bouis 2000; Kennedy and Bouis 1993; Kataki 2002). The induced substitution effects led to more calorie-rich, but less diverse and micronutrient-rich diets. Moreover, as energy expenditure falls as populations increasingly move from manual agricultural labor to less vigorous non-farm activities, increased energy intake at some point begins to contribute to excess calorie intake manifest in overweight and obesity.

These concerns suggest the need for an updated, post-Green Revolution approach to food systems development that more explicitly considers the triple burden of malnutrition. In order to do so, it is essential to consider carefully how the malnutrition challenges a country faces evolve

along with its food system. One simple primary indicator of the evolution of a country's food system is its agricultural labor productivity, measured as its agricultural GDP per worker engaged in agriculture. Figure 6 shows the relationship between 2010 agricultural labor productivity – grouped into low (<\$1,000/worker-year), medium (\$1,000-\$4,499/worker-year), high (\$4,500-\$11,999/worker-year) and very high (>\$12,000/worker-year) categories – and the share of countries in each agricultural labor productivity category that exhibit excessive prevalence of different forms of malnutrition as defined in figure 5.

Figure 6. Agricultural productivity and the burden of malnutrition: proportion of countries in each malnutrition category for each level of productivity (N= number of countries in category)



Source: Food and Agriculture Organization, United Nations (2013).

Notes: Malnutrition category and public health threat thresholds are defined in the note to figure 5.

Several features of Figure 6 are striking. First, virtually all countries face at least one malnutrition problem. Only one-third of the very high agricultural labor productivity countries face none of the three sorts of malnutrition at prevalence rates that signal a public health problem. And no country in the other categories enjoys that condition.

Second, a clear, strong relationship appears between country-level agricultural productivity and the nature of malnutrition issues faced. All countries with agricultural GDP per worker below \$1,000 exhibit high prevalence levels of both stunting and micronutrient deficiencies, but none have high prevalence of obesity. These countries have yet to experience the benefits of higher caloric intakes accruing to Green Revolution-style advances in agricultural productivity.

But as agricultural labor productivity rises, even just to lower middle-income country levels of \$1,000-\$4,499, stunting starts declining; 69 percent of countries in this category have stunting prevalence problems, alone or in combination with micronutrient deficiencies and/or obesity. Nevertheless, just like their low labor productivity counterparts, all of these countries exhibit

high levels of micronutrient deficiency prevalence. These stylized facts suggest that focusing solely on increasing agricultural productivity (i.e., the traditional Green Revolution approach) can help reduce undernourishment problems, but does little to address micronutrient malnutrition. Moreover, in nearly a third of the countries in the middle productivity category, obesity is now a public health problem, mostly in combination with micronutrient deficiencies. In 19 percent of the cases, all three forms of malnutrition are sufficiently prevalent to pose public health concerns. Put starkly, medium agricultural productivity countries are most likely to face the triple burden of malnutrition simultaneously.

As agricultural labor productivity rises to the \$4,500-\$11,999 level, only 20 percent of countries suffer from widespread stunting. Nevertheless, almost all countries (92 percent) still have micronutrient deficiency problems, most often in combination with obesity (64 percent). The prevalence of obesity in high agricultural labor productivity countries is substantially higher relative to countries in the medium productivity category. About two-thirds of the countries in this category suffer from high prevalence of obesity among adults.

Once agricultural labor productivity reaches very high levels, above \$12,000, widespread stunting is rare. But the proportion of countries with problems in the other two burdens decreases only modestly relative to their high agricultural productivity counterparts. Over half of countries in this category have obesity problems and about 35 percent have high micronutrient deficiency prevalence levels.

Taken together, what do these broad patterns suggest? First, the traditional Green Revolution approach, focusing on increased productivity of major staple crops to reduce undernourishment, remains necessary in low agricultural labor productivity countries. However, this approach is by no means sufficient to solve the challenges posed by the triple burden of malnutrition, especially the challenges of micronutrient deprivation and obesity. The Green Revolution focus on agricultural productivity should be extended to other crops rich in essential micronutrients. Moreover, a narrow focus on agricultural productivity risks ignoring growing global obesity problems.

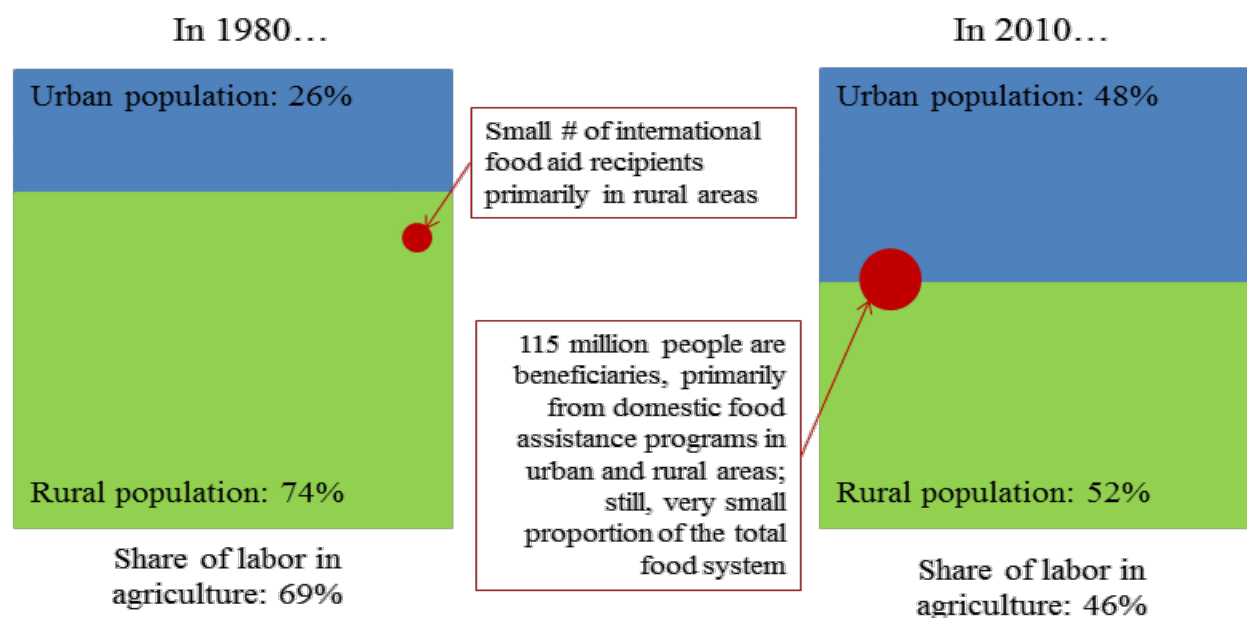
Food system transformation

In addition to the nature of the global nutritional challenges today, dramatic changes in food systems also call for broader strategies to alleviate malnutrition. According to Pinstrip-Andersen and Watson (2011), a food system may be described as a process that converts natural and human-made resources and inputs into food. For the purposes of identifying appropriate policy interventions and assessing their impact, it is useful to conceptualize a food system as a dynamic system that changes in response to the behavior of various decision-makers in the system, including policy-makers, farmers, consumers, processors and traders.

Today, developing country food systems differ fundamentally from their characteristics during the Green Revolution period. Figure 7 highlights a few key differences between a typical food system in the late 1970s or early 1980s and today. In 1980, about 74 percent of people in low- and middle-income countries resided in rural areas. Thus, the share of food sold in local wet rural markets and grown for household consumption was relatively high while the share of modern FVCs (e.g., supermarkets) in total food consumption was small (Reardon and Timmer 2007). In the same year, the share of the low- and middle-income countries' labor force in agriculture was approximately 69 percent (FAO 2013), expending considerable energy in manual labor. In addition, domestic public food-based safety nets to provide food assistance to those missed by

the commercial sector were practically non-existent in developing countries other than those supported foreign food aid shipments from high-income countries (Barrett and Maxwell 2005; IEG 2011; OECD 2013).

Figure 7: Key differences between developing country food systems of the 1970s-1980s and in the 2010s



Source: Authors creation based on FAO (2013), OECD (2013) and IEG (2011).

Developing country food systems are dramatically different today. A larger portion of people in developing countries now live in urban areas and depend on commercial FVCs to deliver their food, while they typically work in less physically demanding jobs than agriculture, expending far fewer calories in daily labor. In 2011, only about 52 percent of low- and middle-income country people resided in rural areas and the share of agricultural labor had fallen to about 46 percent (FAO 2013). Consequently, the share of food sold in local rural markets and grown for household consumption is now significantly smaller than in 1980, except for relatively remote rural areas that house a small and shrinking share of the global population. Meanwhile, modern food retail and wholesale has expanded rapidly in Africa, Asia and Latin America (Reardon et al. 2003, 2007, 2009), and foreign direct investment of global food manufacturers in developing countries has increased substantially (Regmi and Gehlhar 2005). This ‘food system revolution’ occurred in three general waves (Reardon et al. 2009, Reardon and Timmer 2012). The first was driven by the rise of large first- and second-stage food processors. First-stage processors sell foods used as intermediate products while second-stage processors prepare foods for direct sales to consumers. The second wave was characterized by the rise of supermarkets in the retail sector, followed by the third wave, characterized by the expansion of fast-food chains and large scale wholesale and logistics companies, leading to the lengthening of the supply chains. Thus, the food system revolution affects the whole system, not just farming, processing or retail (Reardon and Timmer 2012).

Another key feature of today’s food systems is that many developing countries are establishing food-based safety nets – ‘food assistance programs’ (FAPs) – for those individuals who are at

risk of experiencing macronutrient and micronutrient deficiencies. The World Bank (2013) estimates that, on average, nearly 115 million people benefited annually from safety nets in developing countries from 2010 to 2012. FAPs encompass a variety of interventions ranging from cash transfers to school feeding programs. At the same time, distribution of food aid has moved away from transoceanic shipments from high income countries toward in kind local and regional food procurement as well as direct cash transfers to food insecure individuals and households (Lentz et al. 2013). We note that even in publicly-funded FAPs, food systems throughout the developing world rely primarily on the commercial sector to source commodities, either directly in the form of procurement for institutional distribution or indirectly via the use of cash transfers and food vouchers.

Four stages of country food system transformation

The preceding two sets of observations together describe four stages of food system development, nutrition problems and diet transition (Nugent 2011; World Bank 2006; Paarlberg 2012). Stage I consists of low-income countries where a diet transition has not yet begun, a large share of the population is rural, the supply chain is short, food processing is rather limited and the cost of the food commodity is a large share of household budgets. In this stage, most farmers are semi-subsistence smallholders who consume much of what they produce and many are net food buyers. Undernourishment and micronutrient deficiencies and infectious diseases resulting from unclean water, poor sanitation and hygiene and lack of primary health care are common and occur primarily in rural areas, resulting in high child morbidity and mortality rates. The prevalence of obesity is low.

Stages II and III comprise lower and upper middle-income countries, respectively. As incomes, urbanization and the opportunity costs of women's time increase, the food supply chain becomes longer and includes additional segments. The proportion of total household income spent on food is lower than in Stage I, and a smaller share of what the consumer pays for food consists of the farmgate cost of the food commodity itself. As a result, post-harvest activities become more important for nutrition and the analysis of the nutritional impacts of changes in the food system begins to move from the impact of changes in agriculture to changes in the post-harvest food supply chain. Countries in these stages typically exhibit increasing reliance on street foods and imported foods, resulting in dietary changes toward more processed foods with less fiber and more fats, oils, sugar and sweeteners. These countries often face a combination of undernourishment, micronutrient deficiencies and obesity. As countries move from Stage II to Stage III, energy deficiencies and infectious diseases are gradually replaced with excessive energy intake, overweight, obesity and associated chronic diseases. Micronutrient deficiencies continue to be widespread in many of these countries.

Finally, Stage IV consists of high income countries where the share of food in household budgets is small and the share of food-away-from-home is relatively high. Only a miniscule proportion of the population is engaged in agricultural production, thus farmers are far removed from consumers and the FVCs drive most food production and processing in response to consumer demand, which firms try hard to influence through advertising and other means. In these countries, obesity becomes the overriding nutrition-related health problem although micronutrient deficiencies may continue to be prevalent, especially in pregnant and lactating women and preschool children among specific socioeconomic groups. Undernourishment

remains a concern, but only for a very small minority of the population, and FAPs are widely deployed to try to reduce undernourishment and micronutrient deficiencies.

Broader approaches are necessary to alleviate malnutrition

The nature of today's malnutrition problems, together with the continued transformation of food systems in developing countries, call for broader approaches and interventions aimed at improving nutritional outcomes than was the case a generation or two ago. We need to do better than merely replicating the incomplete successes of the 1960s-1980s' Green Revolution period because food systems today are radically different. The Green Revolution approach to prioritizing agricultural research so as to expand food availability and variety remains relevant in those low-income countries – most of which remain heavily agrarian –where undernourishment still is the dominant nutritional problem.

But agricultural productivity growth of the major staple crops alone is not sufficient to address the nutritional challenges of today. Appropriate approaches necessarily vary across the four stages of food system transformation. In particular, we need to pay heightened attention to what happens beyond the farm gate so that food systems work in favor of improved nutrition. We also need to re-evaluate production agriculture approaches so as to recognize the triple malnutrition burden and avoid the narrow focus on productivity gains of a small number of staple crops that are commonly deficient in essential minerals and vitamins.

4. Pathways through which Food Systems affect Nutrition

Several recent studies have proposed pathways through which food systems influence nutrition. Hoddinott (2012) suggests six pathways components, including changes in household incomes and savings, in crops (including changes in varieties within the same crops), in production methods, in markets for food products, in the use of time, and in intra-household resource allocation. Arimond et al. (2011) suggest five pathway elements that include increased food for own consumption, increased incomes, reductions in market prices, shifts in consumer preferences, and shifts in control over resources within households. The World Bank (2007) suggests yet another framework, consisting of food production for the household's own consumption; food production for household income generation; reduction in real food prices associated with increased agricultural output; empowerment of women as agents instrumental to household food security and health outcomes; and the indirect relationship between increasing agricultural productivity and nutrition outcomes through the agriculture sector's contribution to national income and macroeconomic growth. Gillespie and Kadiyala (2012) offer a similar set of pathways to the World Bank's, but emphasizes the links between agricultural policy and food prices, the allocation of additional income generated from agricultural activities, as well as the increasing feminization of the agricultural labor force.

The studies cited above clearly reject the commonly held notion that the quantity of food produced is the food system's sole, or even primary, link to human nutrition. They seem to agree that food production for own consumption, food availability, incomes, prices, gender-specific time allocation, and consumer behavior provide important links between the food system and household access to food and nutrition (Pinstrup-Andersen 2012b). Below, we provide a brief discussion on each pathway to illustrate how they influence nutrition.

Food production for own consumption - The types of crops produced are relevant for the nutrition of rural residents who keep a portion of the agricultural output for own consumption.

Opportunities for enhancing consumption diversity and reducing micronutrient deficiencies may be pursued on semi-subsistence farms and isolated local wet markets where the diet may otherwise consist of one of two basic staples. Research and policy interventions to promote the production, marketing and consumption of so-called “orphan crops”, i.e., food crops for which little or no attention has been paid by researchers and policy-makers, offer such an opportunity, especially for micronutrient dense crops like most fruits, legumes and vegetables.

Food availability through markets - Food availability primarily depends on the private sector and government policies. For example, trade liberalization may increase the availability of imported foods with undesirable characteristics such as processed foods with a high content of fats and sweeteners. Public and private investments in the food value chain may improve food safety and quality. Increased availability of meat, dairy products, fruits and vegetables may reduce micronutrient deficiencies while greater availability of fats, oils, sugar, sweeteners and energy-dense, nutrient-poor foods may contribute to overweight, obesity and chronic diseases. A high degree of diversity in the food supply chain, whether from own production or the market may facilitate increased dietary diversity and better nutrition.

Incomes - Changes in the food system may affect incomes of (potentially) malnourished people in several ways. First, research and technology may generate an economic surplus by improving the productivity of basic inputs (e.g., land, water, labor), not only in agriculture but in other parts of the food system. Second, productivity improvements induce changes in the returns to these resources, thus stimulating employment and wages. Second, changes in labor demand, wages and access to productive resources (e.g., land and water), labor-using technology, investments in rural infrastructure, changes in land tenure and water policies, and other fiscal and monetary policies. Third, changes in the food system may modify the gender-specific composition of and control over household income control, as well as cash flow over time. Those changes will, in turn, influence household food acquisition behavior and the extent to which food access is converted to food utilization and improved nutrition.

Food prices - Changes in food and non-food prices influence a household's purchasing power and as such its access to food. Changes in relative prices are also important, as lower prices for one food commodity relative to the price of another will usually increase consumption of the former and reduce consumption of the latter. Unit-cost reducing technological change in food production, processing and marketing, as well as commodity-specific taxes and subsidies and trade restrictions such as export restrictions and import duties, are examples of interventions that may change relative prices.

Before such commodity-specific policies are proposed, it is important to clearly specify the nutrition problem to be solved: is it dietary energy deficiencies, micronutrient deficiencies or obesity-related chronic diseases? Can changing relative prices reduce the importance of one problem without contributing to another? The choice of price-related policies is often difficult because most developing countries experience all three of these problems. For example, taxes on meat, vegetable oil, sugar and sweeteners may reduce the risks of chronic disease among low- and high-income people while increasing the deficiency of iron, essential fatty acids and dietary energy in low-income population groups.

Gender-specific time allocation – Opportunities in the food system for improving – and potentially harming – the nutritional status of pregnant and lactating women and children during the first two years of life are often related to how the food system affects women's time

allocation. Projects and policies often seek to empower women and improve their wellbeing as well as that of children by attempting to generate employment. However, some food system practices make breastfeeding, which is critically important during the first six months of life and beyond, very difficult either because employment takes the lactating mother away from the baby for long periods or because the employment activities are otherwise incompatible with breastfeeding. Furthermore, employment creation for women may harm nutrition by reducing their time available for other important nutrition-related activities such as child care, cooking, fetching clean water and agricultural or domestic work. Thus, changes in the food system should consider the net effect of changes in women's time before introducing new demands for women's work.

Consumer behavior - Improved knowledge regarding nutrition and its relationship to the food system is needed for all food system agents, but particularly for consumers because they ultimately make their dietary choices. Nutrition education and dissemination of information through labeling and social marketing for consumers has been a commonly used tool to improve nutrition. However, recent behavioral research suggests that “the potential for information-based interventions is fundamentally limited, given that it is based on a view of human behavior that is at odds with psychological and neuroscientific evidence that much human behavior is not actually driven by deliberations upon the consequences of action, but is automatic, cued by stimuli in the environment” (Marteau et al. 2012). If this is so, policy advisors may focus on re-arranging the environment to produce the cues needed to achieve health and nutrition goals Wansink (2006).

5. Conclusions

Our analysis of regional malnutrition indicators highlights the extent of malnutrition challenges at an aggregate level, the spatial heterogeneity and variation across forms in the extent of malnutrition and progress in reducing it. We next discussed how the traditional Green Revolution approach has succeeded in reducing undernourishment, but has been very slow in reducing micronutrient deficiencies and is largely unhelpful to solving rising obesity problems in developing countries. In addition, our analysis underscores the need to take into account the ongoing and inevitable food systems transformation and the associated transitions in malnutrition problems across developing countries.

A broader research agenda that takes into account the need for greater diversity in food production, the changing nature of demand that comes with greater urbanization and incomes, and the continued importance of safety nets, together with appropriate, evidence-based policy design and implementation strategies, can go a long way in helping solve the triple burden of malnutrition. Nonetheless, interventions to improve nutritional outcomes should avoid the one-solution-fits-all mentality. Far too much variation exists across and within countries and over time in the nature of malnutrition problems and the characteristics of food systems for cookie cutter solutions to work. Therefore, it is important to develop nuanced interventions to enhance the positive impacts of policies aimed at improving nutritional outcomes and to invest significantly in building skilled cadres of local analysts, managers and policymakers able to absorb research findings and adapt interventions appropriately to local and changing circumstances.

6. References

- Arimond, M., Hawkes, C., Ruel, M.T., Sifri, Z., Berti, P.R., Leroy, J.L. Low, J.W., Brown, L. R., Frongillo, E.A., 2011. Agricultural interventions and nutrition: Lessons from the past and new evidence. In Combating micronutrient deficiencies: Food-based approaches, B. Thompson and L. Amoroso, eds. Rome: Food and Agriculture Organization of the United Nations and CAB International.
- Barrett, C.B., 2010. Measuring food insecurity. *Science* 327, 825-828.
- Barrett, C.B., ed. 2013. Food security and sociopolitical stability. Oxford: Oxford University Press.
- Barrett, C.B., Maxwell, D.G., 2005. Food Aid After Fifty Years: Recasting Its Role. London: Routledge.
- Black, R.E., Allen, L.H., Bhutta, Z.A., Caulfield, L.E., De Onis, M., Ezzati, M., Mathers, C., Rivera, J., 2008. Maternal and child undernutrition: global and regional exposures and health consequences. *The Lancet* 371 (9608), 243-260.
- Bouis, H.E., 2000. Special issue on improving nutrition through agriculture. *Food and Nutrition Bulletin*, 21 (4), the United Nations University Press, Rome.
- Conway, G., 1997. The Doubly Green Revolution: Food for all in the 21st century. London: Penguin Books.
- David, C. C., Otsuka, K. 1994. Modern rice technology and income distribution in Asia. Boulder:Lynne Rienner Publishers.
- Evenson, R., Gollin, D., eds. 2003. Crop variety improvement and its effect on productivity: The impact of international agricultural research. Wallingford, UK: CABI.
- FAO (Food and Agriculture Organization of the United Nations), 2012. The State of Food Insecurity in the World: Economic growth is necessary but not sufficient to accelerate reduction of hunger and malnutrition. The Food and Agriculture Organization of the United Nations, Rome.
- FAO (Food and Agriculture Organization of the United Nations), 2013. The State of Food and Agriculture 2013: Food Systems for Food Security and Better Nutrition. The Food and Agriculture Organization of the United Nations, Rome.
- FAO (Food and Agriculture Organization of the United Nations), 2013. *Faostat*, available at <http://faostat.fao.org/> (accessed February 2013).
- FAO (Food and Agriculture Organization of the United Nations), 2001. The World Food Summit Goal and the Millennium Development Goals, available at <http://www.fao.org/docrep/meeting/003/y0688e.htm> (accessed April 2013).
- Finucane, M.M., Stevens, G.A., Cowan, M., Danaei, G., Lin, J.K., Paciorek, C.J., Singh, G.M., Gutierrez, H., Lu, Y., Bahalim, A.N., Farzadfar, F., Riley, L.M., Ezzati, M., 2011. National, regional and global trends in body-mass index since 1980: Systematic analysis of health examination surveys and epidemiological studies with 960 country years and 9.1 million participants. *The Lancet* 377 (9765), 557-567.

- Gillespie, S., Kadiyala, S., 2005. HIV/AIDS and food and nutrition security: From evidence to action. Washington, DC: International Food Policy Research Institute.
- Gómez, M.I., Ricketts, K.D., 2013. Food Value Chain Transformations in Developing Countries: Selected Hypotheses on Nutritional Implications. ESA Working Paper No. 13-05. Rome, FAO.
- Hazell, P.B.R., 2009. The Asian green revolution. International Food Policy Research Institute, Washington, D.C.
- Hazell, P.B.R., Ramasamy, C., 1991. Green revolution reconsidered: The impact of the high yielding rice varieties in South India. Baltimore, U.S.A. and New Delhi, India: Johns Hopkins University Press and Oxford University Press.
- Hoddinott, J., 2012. Agriculture, health, and nutrition: Toward conceptualizing the linkages, Chapter 2. In Reshaping agriculture for nutrition and health, S. Fan and R. Pandya-Lorch, eds. Washington, DC: International Food Policy Research Institute.
- Holick, M.F., Chen, T.C., 2008. Vitamin D deficiency: a worldwide problem with health consequences. The American Journal of Clinical Nutrition 87 (4), 1080S-1086S.
- IEG (Independent Evaluation Group), 2011. Social Safety Nets: An Evaluation of World Bank Support, 2000–2010. Independent Evaluation Group, the World Bank Group, Washington, D.C.
- Kataki, P.K., 2002. Shifts in cropping system and its effect on human nutrition: Case study from India. Journal of Crop Production 6 (1–2), 119–144.
- Kennedy, E., Bouis, H., 1993. Linkages between agriculture and nutrition: Implications for policy and research. International Food Policy Research Institute, Washington, D.C.
- Labadarios, D., 2005. Malnutrition in the developing world: the triple burden. South African Journal of Clinical Nutrition 18 (2), 119-121.
- Lentz, E.C., Barrett, C.B., 2013. The economics and nutritional impacts of food assistance policies and programs. ESA Working Paper No. 13-04. Rome, FAO.
- Lentz, E.C., Barrett, C.B., Gómez, M.I., Maxwell, D.G., 2013. On the choice and impacts of innovative international food assistance instruments. World Development, available online 6 March 2013, ISSN 0305-750X, 10.1016/j.worlddev.2013.01.016.
- Lipton, M., Longhurst, R., 1989. New seeds and poor people. London: Unwin Hyman.
- Marteau, T.M., Hollands, G.J., Fletcher, P.C., 2012. Changing human behavior to prevent disease: The importance of targeting automatic processes. Science 337: 1492-1495.
- Micronutrient Initiative. 2009. Investing in the Future: A United Call to Action on Vitamin and Mineral Deficiencies - Global Report 2009. MI, Ottawa, Canada
- Miller, D.D., Welch, R.M., 2013. Food system strategies for preventing micronutrient malnutrition. ESA Working Paper No. 13-06. Rome, FAO.
- Minten, B. and C.B. Barrett, 2008. Agricultural technology, productivity and poverty in Madagascar. *World Development* 36(5), 797-822.
- Nugent, R., 2011. Bringing agriculture to the table: How agriculture and food can play a role in preventing chronic disease. Chicago Council on Global Affairs, Chicago.

- Pinstrup-Andersen, P., 2007. Agricultural research and policy for better health and nutrition in developing countries: a food systems approach. *Agricultural Economics* 37 (s1), 187-198.
- Pinstrup-Andersen, P., 2012a. The food system and its interaction with human health and nutrition. In *Reshaping Agriculture for Nutrition and Health*, Fan, S. and Pandya-Lorch, R. (eds.) International Food Policy Research Institute, Washington, D.C., 21-29.
- Pinstrup-Andersen, P., 2012b. Food systems and human health and nutrition: An economic policy perspective with a focus on Africa. *Stanford Symposium Series on Global Food Policy and Food Security in the 21st Century*, Center on Food Security and the Environment.
- Pinstrup-Andersen, P., Hazell, P.B.R., 1985. The impact of the Green Revolution and prospects for the future. *Food Reviews International* 1 (1), 1-25.
- Pinstrup-Andersen, P., Jaramillo, M., 1991. The impact of technological change in rice production on food consumption and nutrition. In *The Green revolution reconsidered: The impact of the high yielding rice varieties in South India*, Hazell, P.B.R., Ramasamy, C. (eds.). Baltimore, U.S.A., and New Delhi, India: Johns Hopkins University Press and Oxford University Press.
- Pinstrup-Andersen, P. Watson II, D.D., 2011. Food policy for developing countries: The role of government in global, national, and local food systems. Cornell University Press, Ithaca, New York.
- Pollitt, E., 2001. The developmental and probabilistic nature of the functional consequences of iron-deficiency anemia in children. *The Journal of Nutrition* 131 (2), 669S-675S.
- Reardon, T., Barrett, C.B., Berdegue, J.A., Swinnen, J.F.M., 2009. Agrifood industry transformation and small farmers in developing countries. *World Development* 37(11), 1717-1727.
- Reardon, T., Timmer, C.P., 2007. Transformation of markets for agricultural output in developing countries since 1950: How has thinking changed? *Handbook of Agricultural Economics* 3, 2807-2855.
- Reardon, T., Timmer, C.P., 2012. The economics of the food system revolution. *Annual Review of Resource Economics* 4, 225-264.
- Reardon, T., Henson, S., Berdegue, J., 2007. 'Proactive fast-tracking' diffusion of supermarkets in developing countries: implications for market institutions and trade. *Journal of Economic Geography* 7 (4), 399-431.
- Reardon, T., Timmer, C.P., Barrett, C.B., Berdegue, J., 2003. The rise of supermarkets in Africa, Asia, and Latin America. *American Journal of Agricultural Economics* 85 (5), 1140-1146.
- Reddy, K.S., 2002. Cardiovascular diseases in the developing countries: dimensions, determinants, dynamics and directions for public health action. *Public Health and Nutrition* 5(1A), 231-237.
- Regmi, A., Gehlhar, M.J., 2005. New directions in global food markets. U.S. Department of Agriculture, Washington, D.C.
- Rosegrant, M.W., Hazell, P.B.R., 2000. Transforming the rural Asia economy: The unfinished revolution. Hong Kong: Oxford University Press.

- Ryan, J.G., Asokan, M., 1977. Effects of green revolution in wheat on production of pulses and nutrients in India. *Indian Journal of Agricultural Economics* 32(3), 8–15.
- Sawaya, A.L., Martins, P., Hoffman, D., Roberts, S., 2003. The link between childhood undernutrition and risk of chronic diseases in adulthood: a case study of Brazil. *Nutrition Review* 61(5 Part 1), 168-75.
- Schroeder, D.G., Martorell, R., Flores, R., 1999. Infant and child growth and fatness and fat distribution in Guatemalan adults. *American Journal of Epidemiology* 149 (2), 177-185.
- UNICEF, WHO and The World Bank, 2012. UNICEF-WHO-World Bank Joint Child Malnutrition Estimates, UNICEF, New York, WHO, Geneva; The World Bank, Washington, D.C.
- UNSCN (United Nations Standing Committee on Nutrition), 2010. Sixth report on the world nutrition situation: Progress in nutrition. United Nations System, Standing Committee on Nutrition, Geneva.
- Victora, C.G., Adair, L., Fall, C., Hallal, P.C., Martorell, R., Richter, L., Sachdev, H.S., 2008. Maternal and child undernutrition: consequences for adult health and human capital. *The Lancet* 371 (9609), 340–57.
- Von Braun, J., Johm, K.B., Puetz, D., 1994. Nutritional effects of commercialization of a woman's crop: Irrigated rice in The Gambia. In *Agricultural commercialization, economic development and nutrition*, Von Braun J., Kennedy, E. (eds.). Baltimore: Johns Hopkins University Press, 343-362.
- Von Braun, J., Kennedy E., 1994. *Agricultural commercialization, economic development and nutrition*. Baltimore: Johns Hopkins University Press.
- Von Braun, J., Puetz, D., Webb, P., 1989. Irrigation technology and commercialization of rice in the Gambia: effects on income and nutrition. International Food Policy Research Institute, Washington, D.C.
- Waterlow, J.C., 1994. Introduction, Causes and mechanisms of linear growth retardation (stunting). *European Journal of Clinical Nutrition* 48 (suppl 1), S1-4.
- Wansink, B. 2006. *Mindless eating: Why we eat more than we think*. New York: Bantam Dell.
- WHO. 2008. Worldwide prevalence of anaemia 1993-2005. WHO Global database on anaemia. World Health Organization, Geneva, Switzerland.
- WHO. 2009. Global prevalence of vitamin A deficiency in population at risk 1995-2005. WHO Global Database on Vitamin A Deficiency. Geneva, Switzerland.
- WHO. 2013a. Global Database on Child Growth and Malnutrition. (available at: <http://who.int/nutgrowthdb/about/introduction/en/index5.html>).
- WHO. 2013b. Global Health Observatory data repository. Risk factors: Overweight / Obesity (available at <http://apps.who.int/gho/data/node.main.A896?lang=en>).
- World Bank. 2013. Overview: Safety Nets, available at <http://web.worldbank.org> (accessed February 2013).

World Bank. 2007. From agriculture to nutrition: Pathways, synergies and outcomes. Report No. 40196-GLB. Washington, DC: World Bank.

World Bank. 2006. Directions in Development - Repositioning nutrition as central to development: A strategy for large-scale action. Washington, DC: World Bank.

ESA Working Papers

WORKING PAPERS

The ESA Working Papers are produced by the Agricultural Development Economics Division (ESA) of the Economic and Social Development Department of the Food and Agriculture Organization of the United Nations (FAO). The series presents ESA's ongoing research. Working papers are circulated to stimulate discussion and comments. They are made available to the public through the Division's website. The analysis and conclusions are those of the authors and do not indicate concurrence by FAO.

AGRICULTURAL DEVELOPMENT ECONOMICS

Agricultural Development Economics (ESA) is FAO's focal point for economic research and policy analysis on issues relating to world food security and sustainable development. ESA contributes to the generation of knowledge and evolution of scientific thought on hunger and poverty alleviation through its economic studies publications which include this working paper series as well as periodic and occasional publications.

Agricultural Development Economics (ESA)

The Food and Agriculture Organization of the United Nations
Viale delle Terme di Caracalla
00153 Rome, Italy

Contact:

Office of the Director
Telephone: +39 06 57054368
Facsimile: + 39 06 57055522
Website: www.fao.org/economic/esa
e-mail: ESA@fao.org