EIF Enhanced Integrated Framework

Trade for LDC development

Annual Report 2020

Resilience through trade at the dawn of a new decade

Where we work

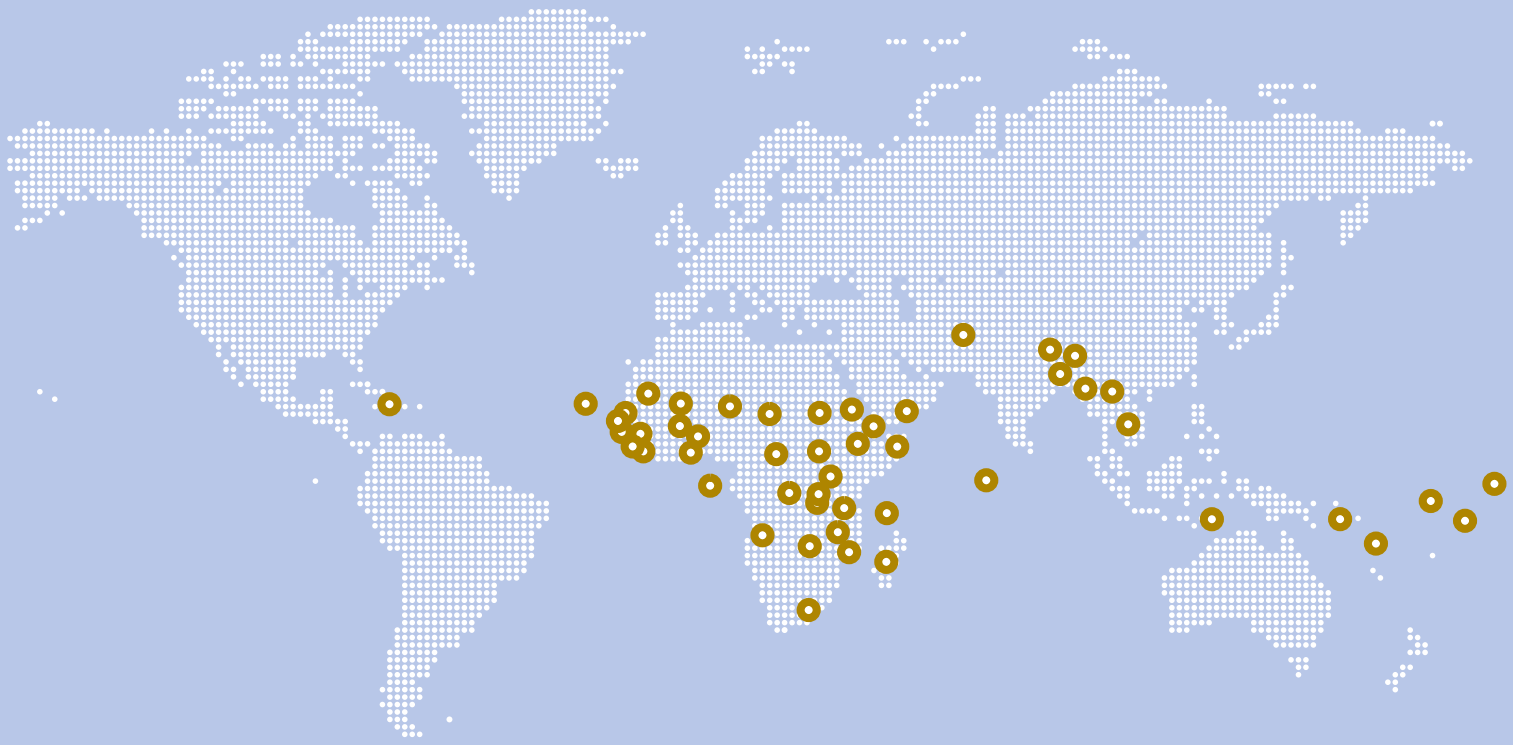

Americas

Haiti

Africa

Angola
Benin
Burkina Faso
Burundi
Cabo Verde*
Central African Republic
Chad
Comoros
Democratic Republic of the Congo
Djibouti
Equatorial Guinea*
Eritrea
Ethiopia
The Gambia
Guinea
Guinea-Bissau
Lesotho
Liberia
Madagascar
Malawi
Mali
Mauritania
Mozambique
Niger
Rwanda
São Tomé and Príncipe
Senegal
Sierra Leone
Somalia
South Sudan
Sudan
Tanzania
Togo
Uganda
Zambia

Asia

Afghanistan
Bangladesh
Bhutan
Cambodia
Lao PDR
Maldives*
Myanmar
Nepal
Timor-Leste

Middle East

Yemen

Pacific

Kiribati
Samoa*
Solomon Islands
Tuvalu
Vanuatu*

* Graduated Countries

How we work

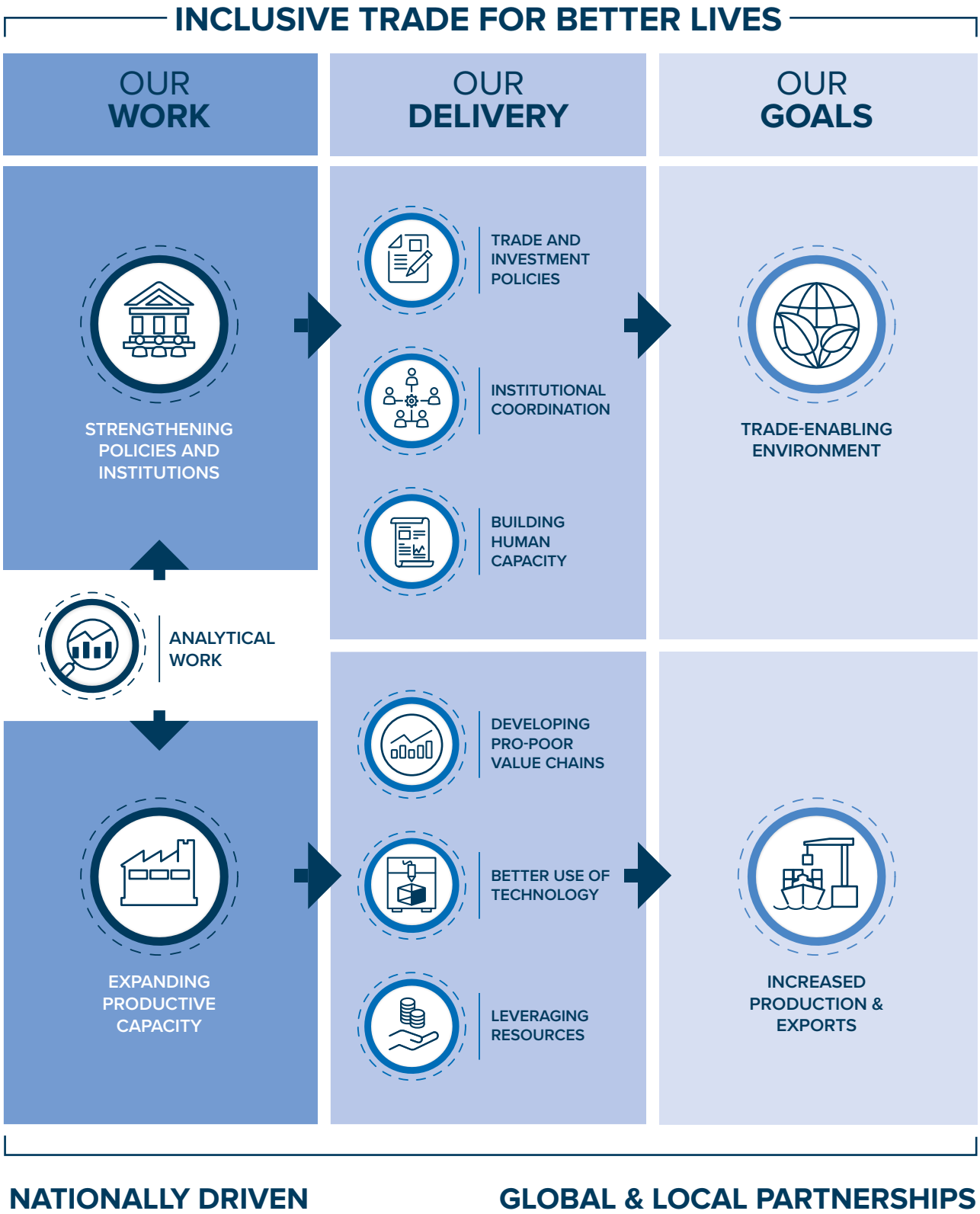
INCLUSIVE TRADE FOR BETTER LIVES
OUR WORK
OUR DELIVERY
OUR GOALS
STRENGTHENING POLICIES AND INSTITUTIONS
TRADE AND INVESTMENT POLICIES
INSTITUTIONAL COORDINATION
BUILDING HUMAN CAPACITY
TRADE-ENABLING ENVIRONMENT
ANALYTICAL WORK
DEVELOPING PRO-POOR VALUE CHAINS
BETTER USE OF TECHNOLOGY
LEVERAGING RESOURCES
EXPANDING PRODUCTIVE CAPACITY
INCREASED PRODUCTION & EXPORTS
NATIONALLY DRIVEN
GLOBAL & LOCAL PARTNERSHIPS

Table of Contents

2 Where we work

3 How we work

6 Foreword

8 Results highlights 2020

10 The EIF's contributions to the Sustainable Development Goals

12 Responding to COVID-19

110 Abbreviations

111 Endnotes

17 Empowering the LDCs to use trade and investment for sustainable development and poverty reduction

18 **Goal 1** – Improved trade environment conducive for inclusive and sustainable growth of the LDCs

20 **Objective 1:** Improved evidence-based policy and regulatory frameworks for trade and investment

22 **Objective 2:** Strengthened institutional coordination for trade development and investment

24 **Objective 3:** Enhanced capacities for policy formulation and implementation

26 **Goal 2** – Increased exports and access to international markets for the LDCs

28 **Objective 4:** Improved participation of the EIF Countries in strategic value chains for increased connectivity to markets

30 **Objective 5:** Improved technology use in production and services in selected value chains

32 **Objective 6:** Support to the EIF Countries to leverage (directly and indirectly) additional investments for productive capacity

35 Cross-cutting priorities targeting inclusive trade

36 Women's economic empowerment

42 E-commerce

44 Environmental sustainability

46 Investment

48 LDC graduation

50 Fragile and conflict-affected countries

52 MSMEs

©EIF/Olliver Girard

55 Programme-level highlights

56 Monitoring, Evaluation and Learning (MEL)

64 Resource mobilization, partnerships and communicating for impact

71 Financial update

©EIF/Olliver Girard

79 Annexes

80 Results by indicator

91 Institutional capacity building projects

101 Productive capacity, regional and thematic projects

©EIF

Foreword

A warm welcome to the 2020 Annual Report of the Enhanced Integrated Framework (EIF)

©Adhikari

Despite challenges from trade tensions, the fast pace of technological change, climate change and a reduction in commodity prices, global trade flows were moving in a positive direction at the beginning of 2020. And then, as we all know, the pandemic hit. In addition to its obvious health impacts, COVID-19 brought with it unprecedented economic and social challenges — particularly for the least developed countries (LDCs). Never before has the unique value of the EIF and the importance of working through national systems been more critical.

Since its establishment in 2008, the EIF has been helping to drive growth, sustainable development and poverty reduction in the LDCs through trade. By strengthening the trade policy environments and expanding exports into untapped markets, we have been helping the LDCs to further engage in, and integrate into, the global trading system.

COVID-19, however, has underscored the vulnerability of the LDCs and acts as a reminder of why ongoing support is needed. The pandemic is expected to lead to the worst LDC economic performance in 30 years. With the contraction of global demand for raw materials, impacts on supply chains and markets for goods and services (including travel and tourism) over 2020, the ability of trade to contribute to national LDC economies has been severely impacted. Trade in the LDCs was particularly hard hit, with merchandise exports falling exports from the LDCs were particularly hard hit, falling by 10.3% in the year compared to the global average of 7.7%.

Nevertheless, the pandemic has prompted many LDCs to accelerate their transition to adopting new technologies, including e-commerce, which will undoubtedly prove to be beneficial post-pandemic. For example, in 2020, Cambodia launched an ambitious e-commerce strategy, helping facilitate greater involvement of women, and e-commerce start-ups.

Despite COVID-19, trade continues with 37 new international market transactions in 2020 supported by the EIF, meaning that the EIF to date has directly contributed to more than USD 469 million of additional exports. I am also pleased that the EIF

has been able to contribute to the swift response to country adaptations to COVID-19, from supporting the assessment of impacts on tourism in Zambia to the broader analysis of what the impact could be for graduating countries in particular. The EIF adapted to the new environment with the swift adoption of a business continuity plan, agile management of emerging risks and implementation of flexibilities for project implementation.

The total resources committed to the EIF Trust Fund (EIFTF) currently stand at USD 141 million, with new contributions from Estonia, Finland and Germany in 2020. As always, we are grateful to our EIF Donors, past and present, for their contributions.

I would like to take this opportunity to express my heartfelt thanks to the EIF Countries as well as our partners and EIF Donors that have worked exceedingly hard over the past year by adapting to challenges and seizing new opportunities. Together, we are making great strides toward our common goals. In particular, I would like to thank Dr Ngozi Okonjo-Iweala and Mr Roberto Azevedo, incoming and outgoing Directors-General of the World Trade Organization (WTO), respectively; H.E. Mr Mikael Anzén and H.E. Mr Morten Jespersen, incoming and outgoing Chairs of the EIF Steering Committee, respectively; and H.E. Mr Mani Prasad Bhattarai, Chair of the EIF Board; together with all the EIF Board Members for their guidance and commitment to inclusive trade in the LDCs.

Finally, I would also like to thank my colleagues both at the Executive Secretariat for the EIF (ES) and the EIF Trust Fund Manager (TFM) for their continued dedication, support and collaborative spirit throughout this unprecedented year. The EIF's ability to quickly pivot in the face of COVID-19-related challenges and to continue delivering on our projects has been possible thanks to the dedication and innovative spirit of our amazing staff. I would also like to acknowledge the service and retirement of two senior members of the EIF team, Mr Mbaye Ndiaye from the ES and Mr Bonaventure Traoré from the TFM.

Ratnakar Adhikari
Executive Director
Executive Secretariat for the EIF at the WTO

Results highlights 2020

Creating a trade environment that is conducive for inclusive and sustainable growth

46 EIF Countries with trade integrated into their national development plans (NDPs), with **1** additional country in 2020.

45 EIF Countries with effective trade coordination mechanisms and sector strategies integrating trade, with **1** additional country in 2020.

Improved evidence-based policy and regulatory frameworks for trade and investment

44 trade and investment-related regulations have been adopted by EIF Countries, including **8** in 2020.

397 actions taken in support of improved legislation and participation in fora, including **66** in 2020.

Strengthened institutional coordination for trade development and investment

40 EIF Countries have integrated specialized trade teams (NIUs) into government systems, including an additional **5** countries in 2020.

45 EIF Countries have public-private coordination mechanisms, including an additional **1** country in 2020.

Enhanced capacities for policy formulation and implementation

37,000+ people trained in investment- and trade-related areas through EIF projects, including over **9,000** in 2020.

42 EIF Countries with investment- and trade-related information dissemination tools for different stakeholders, including **3** additional countries in 2020.

Increasing exports and access to international markets for the LDCs

29,000+ tonnes of production generated through EIF interventions, including an additional **3,000+ MT** in 2020.

159 new international markets accessed with support from the EIF, with **37** in 2020.

Improved participation of EIF Countries in strategic value chains for increased connectivity to markets

56% of beneficiaries from EIF productive capacity projects to date, up **2 percent** from 2019.

13,000+ micro, small- and medium-sized enterprises (MSMEs) supported by EIF initiatives, **up 1,900+**.

Improved technology use in production and services in selected value chains

62 e-commerce initiatives undertaken by EIF Countries, including **19** new in 2020.

74 new technologies introduced through EIF projects, including **11** in 2020.

Support to EIF Countries to leverage additional investments for productive capacity

34 EIF projects leveraging private sector resources, including **10** additional in 2020.

242 projects funded by development partners related to the Action Matrix of the DTIS, up by **28** in 2020.

The EIF's contributions to the Sustainable Development Goals

Progress toward achieving the SDGs will **accrue direct benefits to the LDCs.**

With trade being a cross cutting area, the EIF's work links directly to a number of SDGs.



Target 8.A
calls on the international community to

"increase Aid for Trade support for developing countries, in particular least developed countries, including through the Enhanced Integrated Framework."

1–The EIF helps boost economic activity in the LDCs by increasing exports and supporting initiatives that drive sustainable growth and development. Beneficiaries are often small-scale farmers — some of the world's poorest. Over **31,000** jobs are estimated to have been created to date with contributions from EIF projects.

2–The EIF works to increase agricultural productivity in the LDCs, integrates small-scale farmers into supply chains, promotes safe food and provides new job opportunities to the world's most vulnerable. In 2020, the EIF supported the production of **over 3,000 MT** of agriculture-related products.

5–The empowerment of women and girls underpins the EIF's interventions. Our Empower Women, Power Trade initiative ensures both dedicated and cross-cutting interventions to support female entrepreneurs and producers, workers, cross-border traders and women-owned MSMEs. As of 2020, **56%** of EIF beneficiaries were women.

8–To date, EIF Donors have invested USD **312.76** million for the LDCs through the EIF, contributing towards SDG Target 8.A.

9–The EIF helps the LDCs to add value to products, incorporate trade into infrastructure plans (such as for Information and communication technology (ICT) or transport) and leverage technology for better trade. In 2020, **11 new technologies** were adopted through the EIF's support for improved production.

10–The EIF works to increase economic opportunities and reduce global disparities through trade and provides support as the LDCs move toward and through graduation. EIF projects also target the most vulnerable, including women and youth, to date having built the skills of over **30,000** young people.

12–The EIF promotes the efficient use of resources, supports environmentally-friendly technologies and encourages behavioural shifts toward sustainability.

13–The EIF works to identify vulnerabilities and build resilience where it is needed most. EIF projects, including around honey and gum arabic, help to build or maintain critical forest cover, while generating livelihoods.

16–With the EIF's support, **40** trade ministries have been strengthened through the integration of specialized Aid for Trade (AfT) project implementation teams, which will help foster the policies and infrastructure needed to effectively integrate into the global trade system and play their role in post-conflict scenarios.

17–As a framework globally and locally, bringing together the LDCs around trade and investment, the EIF Funding Partners, EIF Agencies and other knowledge partners, the EIF fully embodies the partnership spirit of SDG 17.

Responding to COVID-19

With over 1 million recorded cases of COVID-19 in the LDCs over 2020, the severity of the pandemic quickly became apparent to all those working in-country. Given our unique model, the EIF was able to quickly adapt through a **business continuity plan** in a way that allowed projects to continue to move forward, while taking a proactive approach to safeguarding the health of staff and beneficiaries. For example, planned events were quickly moved into virtual environments, with a number of EIF-hosted or co-hosted digital events and many more such initiatives taking place in-country. While these digital events miss out on key elements of in-person engagements, they proved to be cost-efficient and highly scalable. The EIF's ability to pivot in ways like this to maintain programming — albeit on a somewhat smaller scale — was due to the **three unique strengths** of our global programmatic approach: a commitment to strong national ownership, an ability to leverage partnerships and an engaged and dynamic EIF Board.

Strong national ownership is at the core of the EIF's approach as programmes are anchored in ministries of trade. During the pandemic, while a number of in-country development partner offices temporarily closed and international staff returned home, the importance of the EIF's approach to national ownership rose to the surface. Several development partners reached out to the EIF for COVID-19 updates, with swift responses provided by the EIF National Implementation Units (NIUs); a strong network of people built through years of constructive engagement. It was recognized when the crisis hit that not only were the EIF national teams a reliable consistent in-country presence,

©EIF/Ollivier Girard

but the staff rose to the challenge as key units in government ministries and tackled the socio-economic fallout of the crisis head-on. Although initially many NIU staff were working from home, they remained in the country and returned to the office swiftly, once it was safe to do so — notably, a smooth flow of information continued throughout, and where project operations needed to be paused, a swift resumption of activities was possible.

Stemming from the EIF's wide network with ministries of trade, the ES and the TFM **leveraged global partnerships** as a means to ensure that information-sharing was constant and widespread. Examples include learning webinars aimed at sharing challenges and lessons learned as a means to further strengthen country-level programmatic continuity. Throughout the pandemic, the EIF partnered with a wide range of organizations to better respond to the needs of the LDCs and to prepare for post-recovery actions. Efforts included building partnerships with ministries of trade to maximize the impact of the EIF's actions on the ground and working together with peer organizations to build a public conversation around COVID-19 impacts on trade in the LDCs, with the aim to work towards actions for sustainable recovery. Leveraging partnerships with the United Nations Development Programme (UNDP), the World Tourism Organization (UNWTO), the World Association of Investment Promotion Agencies (WAIPA), the United Nations Economic and Social Commission for Asia and the Pacific (UN-ESCAP) and the Commonwealth Secretariat, a series of online events was hosted around topics such as the COVID-19 impacts on graduation, tourism and fragile and conflict-affected countries. Likewise, in partnership with the Organisation for Economic Co-operation and Development (OECD), the World Bank Group, Bamboo Capital Partners and responsAbility Investments AG, the EIF organized a digital event on "How innovative trade funding could help LDCs recover from COVID-19".

In the lead-up to the Fifth United Nations Conference on the LDCs, the EIF joined the OECD, the Foundation for Studies and Research on International Development, the Office of the High Representative for the Least Developed Countries, Landlocked Developing Countries and Small Island Developing States (UN-OHRLLS) and many other partners as a co-organizer to host the event "Towards UN LDC5: Recovery from COVID-19".

Understanding the unprecedented challenges that the programme was facing in 2020, the **EIF Board acted swiftly** to ensure no bottlenecks were created. By channelling feedback quickly to country offices, the ES and the TFM were able to package prioritized responsive requests to the EIF Board for rapid decisions to improve the resilience of local EIF programmes. Highlights of this were the EIF Board approval of the project approval deadline from December 2020 to June 2021 for small-scale projects; the approval of the closure date for newly approved projects in 2020 on a case-by-case basis up to December 2023; flexibility on No-cost Extensions (NCEs) for projects on an ad hoc basis and upon country request to ongoing projects to cover time lost due to COVID-19; and clear guidance on project pipeline priorities.

The response was underpinned by the active engagement and ongoing assessments through the **EIF's COVID-19 Task Force** with regular updates on the business continuity plan and risk analysis provided to the EIF Board and wider stakeholders. Such times also promoted innovations and provided a useful opportunity to build the risk management tools in the EIF Countries and for the programme as a whole.

Lessons learned

By commissioning a survey to collect best practices and organizing a webinar to share these lessons, the EIF Countries were brought together to discuss the findings to share and learn how best to adapt and mainstream these practices into their ongoing projects.

A number of notable COVID-19 responses were observed at the country and project levels and shared with the global EIF network of trade ministries. In Rwanda, for example, e-commerce proved to be at the front line in fighting COVID-19 during 2020 lockdowns. The EIF project managers acted quickly to encourage citizens to buy online, and a list of e-commerce platforms began to be regularly published in partnership with the Ministry of ICT & Innovation and the ICT Chamber. Further south, in Zambia, a rapid analysis was completed with EIF support focusing on the impact and recovery recommendations for the tourism sector. In Nepal, several rounds of consultations were swiftly carried out and a paper on the impact of COVID-19 and LDC graduation was issued successfully. In Sierra Leone, the NIU was directly involved in supporting the development of the national quick action response programme to COVID-19, including facilitating easier access to foreign exchange for traders. The International Trade Centre's (ITC) SheTrades initiative conducted training sessions on a COVID-19 crisis management toolkit, which was organized to equip participating women-owned businesses with tools for risk management and to help them design their own action plans.



With information collected throughout the year, some lessons were learned. First, programmatic measures that affected the EIF's approach fell into four distinct categories: **prepare, adapt, connect and monitor**. Second, several priority thematic areas rose to the surface, including **e-commerce, regional cooperation, investment, trade facilitation and new market opportunities**.

Moving forward

As the EIF looks to move forward and apply lessons learned, some programmatic challenges remain. Effective project and programmatic monitoring will require the resumption of in-country missions as soon as it is permitted. Also, the pandemic coincided with the winding down of the EIF Phase Two Trust Fund resources, leaving the EIF in the challenging position to respond efficiently to all the funding requests coming from the LDCs.

The ultimate effect of the emergence of the COVID-19 pandemic in 2020 for the EIF programme has been **enhanced agility through necessity**. This involved adapting some areas to meet core goals and the rapid development and improvement of tools and methods that will enhance the programme beyond the pandemic. This leaves the programme and its global network more connected, resilient and aware to meet emerging opportunities and challenges. At the time of writing this Annual Report, risks remain in all regions, and the ES and the TFM will continue to monitor the situation with a view to "revitalizing" and "accelerating" to ensure that the programme results are delivered within the timeframes as advised by the EIF Board.

Supporting Zambian women entrepreneurs through the pandemic

The COVID-19 pandemic was hard on businesses in the LDCs, particularly on those led by women entrepreneurs. SheTrades Zambia, an ITC-led initiative supported by the EIF, noted that business initiatives they supported were suffering due to trade flow disruptions and quickly pivoted to help. A series of webinars tailored to women was developed with global partners — including United Parcel Service, Maersk and VISA — to help identify trade movements, build crisis management and contingency skills and pivot business operations and strategies. Several positive outcomes emerged from this effort, including a series of businesses that repurposed their production to produce hygiene items and others that were able to supply other COVID-19-related items, such as masks. The initiative not only helped female-led businesses adapt to difficult circumstances but also helped supply much-needed products to the community.

"Trade is about making people's lives better. In least developed countries, targeted support for policy reforms and connecting businesses to international value chains can play a critical role in translating trade opportunities into higher incomes and better jobs on the ground. This is the kind of support the EIF provides."

Dr. Ngozi Okonjo-Iweala,
Director-General of the WTO

©EIF/Ollivier Girard

1 Empowering the LDCs to use trade and investment for sustainable development and poverty reduction

Goal 1 Improved trade environment conducive for inclusive and sustainable growth of the LDCs

Businesses need supportive policies and institutions to operate effectively, contributing to greater employment and inclusive growth in the LDCs. The EIF invests in improving policy and regulatory frameworks, strengthening coordination around a common vision and building skills and capacity to deliver.

Clearly articulating trade priorities in NDPs, establishing coordination mechanisms and sector-specific strategies are foundations for integrating into the global trading system.

46 EIF Countries have integrated trade into their NDPs

Building on analyses from EIF-financed analytical studies and pro-active engagement into the development process, 46 countries (with **1** additional in 2020) now have trade anchored in their NDPs. As these plans roll into new planning cycles, continued engagement remains necessary. For instance, Bangladesh and Uganda both launched new NDPs in 2020, with each benefiting from the inputs of the EIF's DTISs into the process.

45 EIF Countries have established trade coordination mechanisms

Despite challenges due to COVID-19, the EIF found ways to continue convening policymakers, business representatives and civil society. In 2020, **1** additional country reported established trade coordination mechanisms. Coping with COVID-19 challenges, many of these have turned to virtual engagements during the year. From the inter-institutional commission for monitoring the implementation of the WTO Agreements in Benin, to the EIF National Steering Committee (NSC) in Haiti, to the National Trade Development Committee in Vanuatu, these committees are tailored to national situations.

Further integrating trade into Equatorial Guinea's NDP

Equatorial Guinea's NDP 2020-2035 includes trade. The NIU provided technical support in the drafting of the Plan, incorporating priorities identified in the DTIS. Although early, initial results of this process include an increase in trade-related collaboration between ministries, a better understanding of the role of trade in the economy and an increased motivation for further budgetary contributions to trade-related areas.

Supporting Ethiopia's WTO accession process

Ethiopia recently marked a major milestone by formally resuming its WTO accession negotiations. Ethiopia's accession process began in 2003, but despite much progress, momentum stalled early in the last decade. Renewed focus from Addis Ababa in 2018 led to the establishment of a 35-member technical team — composed of representatives from a range of government ministries — which managed to restart the working group process. Among other areas, the EIF has been supporting this process by facilitating virtual meetings and providing IT infrastructure support to continue the accession process despite COVID-19 restrictions.

Lesotho launches its National Trade Strategy

Lesotho launched its National Trade Strategy as a means for implementing the new National Trade Policy. The Strategy aims to orient Lesotho's trade development during the next five years and was designed and endorsed by the Government in a collaborative manner with the private sector and other stakeholders and with the technical assistance from ITC. It includes a prioritized and detailed national-level plan of action with recommendations to tackle the constraints that exporters are facing and to take advantage of their strengths and opportunities. The Strategy focuses on three priority sectors (horticulture, textiles and apparel, and light industry) and puts forward three strategic objectives: strengthening the competitiveness of the business ecosystem and improving trade facilitation; intensifying existing trade relationships and diversifying the range of export destinations; and expanding the national productive capacity and diversifying the export basket.

Objective 1: Improved evidence-based policy and regulatory frameworks for trade and investment

Supporting the LDCs in their ability to formulate policy through evidence-based research is central to the EIF's mission to effectively integrate the LDCs into the global trade system. In 2020, DTISs helped assess COVID-19 related impacts on the LDCs, inform policy and emphasize specific considerations for empowering women and youth.

Beyond DTISs, EIF projects and teams have contributed additional analyses through specific studies. These include areas such as agriculture, technology and trade, through to assessing the impact of COVID-19 on graduating LDCs (see the section on Graduation). Studies aimed at developing sector-specific strategies, such as services, agriculture and manufacturing have also been prepared.

Despite restrictions on travel and physical meetings, the EIF Countries have continued to engage in accelerating progress towards key drivers of trade integration. Examples in 2020 include support to the WTO accession process for Equatorial Guinea, Ethiopia and South Sudan and preparations for future support to Timor-Leste; engaging in dialogue with the African Union around COVID-19, agriculture and food security; motivating for increased gender considerations in public procurement; as well as efforts to improve sanitary and phytosanitary legislation in Zambia.

To date, **44 new regulations** supporting trade and investment have been adopted in the EIF Countries, a key step in transitioning from policy to reality. For instance, Benin approved a law on the promotion and development of MSMEs and a new investment code implementing priorities in the DTIS. In Malawi, the Control of Goods Act was passed, leading to increased predictability for importers and exporters; and in Nepal, an amendment to Industrial Enterprise Act has now been passed.

Key results

8 DTISs under preparation in 2020, providing a basis for trade policies and investments.

2 new trade- and investment related policies developed in 2020, resulting in a total of 46 such policies overall to date.

Bhutan's DTISU tackles COVID-19 challenges

Despite significant challenges posed by COVID-19, the draft report for Bhutan's DTISU was prepared in 2020 with a focus on continuing the country's momentum toward solid growth and macroeconomic stability.

Graduation and planning for possible impacts from COVID-19 were central considerations when preparing the DTISU 2020. Each chapter features a short description of the pandemic's impact on a particular sector and proposed mitigating measures and actions taken by the Government and the private sector. Specific measures were proposed for coping with COVID-19 and planning for the country's graduation. Key measures proposed in the DTISU included the need for a national pandemic response and financial support for individuals affected by COVID-19 (especially youth and women) and the private sector. The Update also calls for commissioning impact studies on affected sectors, including tourism, construction transport, transit and logistics.

©EIF

Objective 2: Strengthened institutional coordination for trade development and investment

The EIF continues work to strengthen institutional frameworks in the LDCs, particularly around technical capacity to support AfT as well as government-donor and public private dialogue mechanisms. Over eighty per cent (80%) of public-private dialogue mechanisms reported in 2020 included women associations. The average meeting frequency for EIF Countries in 2020 was just under five times. However, the impact of COVID-19 restrictions is evident in that the majority of these meetings took place in the first half of the year. Of the countries that reported, broader formal donor dialogue mechanisms met twice on average. In some countries, no meetings were possible, reportedly due to COVID-19 restrictions.

Key results

40 EIF Countries have integrated the functions of the NIUs into the government systems, with 5 more meeting the criteria for integration in 2020.

©EIF/Simon Hess

45 EIF Countries have public-private coordination mechanisms, with 1 additional country in 2020.

Promoting local public-private dialogue in Lao PDR

©NIU Lao PDR

©NIU Lao PDR

©NIU Lao PDR

The EIF is working to resolve private sector issues in Lao PDR by facilitating the dialogue between the public and the private sectors in parts of the country that are key to the production of maize, rice and tea. Despite COVID-19, the project team was able to plan a set of formal dialogue meetings in both the earlier and later parts of the year.

Position papers for 22 priority issues aimed at unblocking trade constraints, with 2 issues already resolved (around complications in importing inputs and high costs of factory inspections) and a further 12 issues "well progressed".

Through this intervention, capacity has been built in key areas, including for local officials and the general public on simpler ways to launch new businesses.

"Providing new and more efficient ways to launch small businesses has expanded opportunities for more people in remote areas to benefit from trade," said Aphisid Sengsourivong, Deputy Director-General of Department of Enterprise Registration and Management, Ministry of Industry and Commerce.

Objective 3: Enhanced capacities for policy formulation and implementation

The EIF provides training to LDC stakeholders to ensure that they have the skills they need to maximize the benefits of participating in the global trade system. **By working through national systems, we are able to target scale – and with a focus on marginal groups, ensure that women and MSMEs are included**. EIF projects over the year have provided training to build local expertise that can deal with complex trade issues and react to a fast-changing trade environment and expand strong collaboration with relevant partners beyond the core EIF Agencies. The EIF Countries continue to build capacity to inform and communicate more effectively. For instance, supporting stronger linkages for handicraft producers, a national exhibition in Uganda reached more than 10,000 people, with many more targeted through campaigns on national television and radio stations.

Key results

Over 9,000 people (49% women) from the public and private sectors and civil society have participated in EIF training events in 2020. Amongst other areas, trainings have included trade facilitation, trade negotiations, e-commerce, language and ICT skills. Through innovative linkages with partners, such as the Islamic Trade Finance Corporation (ITFC) and the International Chamber of Commerce (ICC), the EIF is also working to build capabilities around trade finance in the LDCs.

©EIF/Ollivier Girard

Trade-focused capacity building in Togo

In 2020, an EIF project in Togo ramped up institutional capacity to help ensure that the country's commercial shea and cashew sectors are sustainable.

Shea is a crucial export crop for Togo. With production in the range of 20,000 to 25,000 tons of kernels per year, Togo is the world's 7th largest shea-producing country. According to the Global Shea Alliance (GSA), stakeholders believe that production could still be scaled-up considerably.[1]

Working with over 170 MSMEs and reaching almost 1,000 participants (with around one quarter being youth), trainings included trade regulations and procedures; trade policy formulation and implementation; the private sector/trade policy nexus; trade financing; AfT; export regulations and procedures; as well as leadership and management.

"This training provided me with the knowledge I need to better understand how to improve regulations and procedures to increase efficiencies. This knowledge is essential to helping to improve Togo's export capacity." said Katchali Batchassi, Director of External Trade at the Ministry of Trade, who attended one of the workshops.

Read more about the project on Trade for Development News.



©ITU

Goal 2 Increased exports and access to international markets for the LDCs

Helping the LDCs leverage strategic value chains and connect with international markets is crucial for development and central to the EIF's work. For this, the EIF employs a three-pronged approach focused on improving access to strategic value chains, increasing access to technologies for use in the production of goods and services, and leveraging investments that can help increase productive capacity. The EIF helps bolster regional and international trade opportunities for the LDCs through activities such as connecting suppliers to buyers at trade fairs; providing productive capacity-building support; helping to ensure the enterprises — especially MSMEs — comply with export standards; and trade facilitation. Where feasible, activities are approached with an eye to ensuring that gender and environmental impacts are carefully considered.

Over 3,000 MT of production was generated in 2020 by direct EIF beneficiaries, while sector wide support played its part in over **175,000 MT** of national-level production levels in 2020.

37 new international market transactions supported by the EIF – such as honey exports from Burundi to the United Arab Emirates, Oman and Senegal; shea butter from Mali to Senegal; and cassava from the Solomon Islands to Australia.

Increasing shea and cashew exports to international markets

Cashew and shea nuts are a critical crop for the LDCs in **West Africa**. Four countries in the region – **Benin, Burkina Faso, Mali and Togo** – are responsible for a significant share of global shea production. The shea nut has the added benefit of being a food source and a source of medicinal benefits that are of increasing interest to consumers around the world. Increasing the exports of these key crops to meet demand offers an important economic opportunity and means to integrate itself into the global trade system.

The shea sector offers direct opportunities to help reduce poverty in the region and is particularly beneficial to helping improve the lives of women — some 4 million women are estimated to be employed in the shea export subsector in West Africa alone.

Read more about the project on Trade for Development News.[2]

Mali

Mali has seen a remarkable success in increasing its volume of shea exports to markets such as Burkina Faso, France, Gabon, Germany, Ivory Coast, Senegal, Tunisia and the United States of America. Mali exported 311 MT of shea in 2020, up 17% year-on-year. The project supported the training of women in the management of cooperatives, shea processing and transformation of shea products for the 2019 and 2020 seasons.

Togo

The EIF helped **Togo** launch the 2019-2020 marketing year for cashew nuts, and despite COVID-19 has seen positive gains in production and exports. With 19,000 MT of raw product produced in 2020, the project has helped to facilitate over 53,000 MT of production to date. More than 2,000 people have been trained through the project in value chain practices, cooperative structures and export regulations and procedures.

©EIF/Ollivier Girard

Improving the tourism sector in Bhutan through enhanced electronic monitoring

Tourism is a major contributor to **Bhutan's** economy. The country employs a "high value, low impact" approach to tourism, which brings a relatively small number of high paying tourists to the country. As a means to help boost Bhutan's capacity to track these inbound and outbound travellers, and contribute to build back better from the impacts of COVID-19, the Government in 2020 expanded its electronic data collection capacity to better track these statistics. Bhutan's first Domestic and Outbound Tourism Survey was conducted in 2020, which allowed the Government to establish a basic inbound and outbound tourism dataset for the first time. This project also saw the development of a tourism statistics dashboard, which is currently being tested. The dashboard, in conjunction with statistics and training, will allow for more informed decision-making for policymakers and businesses operating in the sector.

Objective 4: Improved participation of the EIF Countries in strategic value chains for increased connectivity to markets

Connecting to regional and global value chains (GVCs) is an essential element of any strategy to help boost exports. Maintaining a focus on gender and environmental awareness, the EIF contributes significantly to building skills to engage in global and regional value chains, unlock barriers to trade facilitation and engage particularly with MSMEs.

Key results

Over 9,000 beneficiaries (including 7,617 women and 1,643 youth) participated in EIF-supported trainings over the course of the year to improve their participation in value chains, bringing the cumulative total to **148,459**. This has included financial management training for gum arabic producers in Mali and improved compliance with SPS requirements for sesame producers in Niger. Other support includes developing skills to assist producers to develop value-added cassava products in the Solomon Islands.

21 actions in support of trade facilitation were undertaken in 2020, bringing the cumulative total to **74**. This included support to the reform of the Agency for the Promotion of Imports and Exports in Benin; a one-stop information centre for trade facilitation in Bhutan; and support to a plan for the implementation of the WTO Trade Facilitation Agreement in the Comoros. In Madagascar, a trade information portal is under development; and in Mauritania, the EIF has contributed towards the establishment of the National Trade Facilitation Committee. EIF structures in Zambia have supported the dialogue that has contributed towards the passing of the Border Management and Trade Facilitation Act, and likewise in Lao PDR, have supported the public-private dialogue around trade facilitation.

"The EIF has catalyzed new discussion and opportunities to enhance trade-facilitation. We welcome this information-sharing initiative as remarkable opportunity for government agencies and business to benefit from each other's expertise," said Phouvieng Phongsa, Director-General of Planning Department, Ministry of Industry and Commerce, Lao PDR.

Connecting Ethiopian honey to international markets

©EIF/Fernando Castro

Ethiopia has a long tradition of beekeeping and is Africa's largest producer of honey and beeswax.[3] But while the majority of the harvests feed domestic demand, there are increasing international demand opportunities. Ethiopia's 2016 DTIS update notes the potential for the honey industry, singling out meeting international standards and possible geographic indication certification as areas for consideration.

"Ethiopian honey is very high in quality but meeting the international market standards is very important, and in terms of building the capacity this is important," said Mesgenu Arga Moach, State Minister of Ethiopia's Ministry of Trade and Industry told Trade for Development News.

With this in mind, a partnership between the EIF and the International Centre of Insect Physiology and Ecology *(icipe)* is working with 2,650 people to help develop cooperatives to spur development of the sector. With the support of the project, these cooperatives have to date produced 30 MT of honey, thus generating USD 274,000 in revenue from table honey and refined beeswax.

Read more about the project on Trade for Development News.

Despite closed borders, Tuvalu maintains global trade links

With risks that the country's healthcare system was not equipped to handle the COVID-19 pandemic, Tuvalu's Government made the difficult decision to completely shut it borders. As the Pacific Island nation's economy greatly depends on trade and tourism, a number of Tuvaluans have been seriously impacted by the closure. Thus, when it came to making a decision on how to proceed with the country's EIF-supported annual Talofa Trade Fair, the decision was not easy. In the end, the organizers decided that although foreigners would not be able to attend, the fair would still encourage domestic trade and assist the private sector during this difficult time.[4]

"We wanted the community to know that just because of our borders weren't open doesn't mean our businesses couldn't be open," said Darryl Farshid Ikbal, EIF Support Officer for the Department of Trade, Tuvalu, told Pacific Trade Invest NZ.

Having continuity of the Talofa Trade Fair will ensure that it can maintain momentum and continue to maintain Tuvalu's connections to value chains.

Objective 5: Improved technology use in production and services in selected value chains

The EIF works to ensure that the LDCs have the technologies and skills they need to actively engage new markets and develop their e-commerce infrastructure. The fast pace of growth in the global technology sector can be challenging for the LDCs, but the current environment has presented an opportunity. Advancements in the use of digital technologies have been particularly swift since the onset of the COVID-19 crisis, which underscores the need for the LDCs to be properly equipped with new technologies to ensure that they can fully harness the benefits of trade.

EIF-supported projects are helping to further develop capacity and work with the LDCs to move up the value chain. At the same time, the EIF is working to provide skills development support on technology with a focus on priority groups (women, youth and MSMEs) to ensure that technologies provide both needed tools and new career opportunities for those most marginalized. Together with strategic partners such as the UN Conference for Trade and Development (UNCTAD), the EIF is also working to support strategies to ensure that the LDCs are prepared to fully benefit from emerging trade opportunities presented by developments in e-commerce.

Key results

11 new technologies, from new forms of processing of shea nuts into higher value shea butter to engaging in online sales, have been adopted through EIF-supported projects in 2020, bringing the total number to **74**.

19 actions in support of e-commerce have been undertaken by the EIF Countries in 2020, bringing the cumulative total to **62**. With skills imparted in women-focused training on e-commerce in Benin, participants have now started online sales for their products. Bhutan has been working to train both government officials and traders in e-commerce-related areas. On the policy front, Cambodia launched an e-commerce strategy; Comoros has started the process of developing an e-commerce policy; and Nepal has prepared an e-commerce strategy and is in the process of developing an e-commerce bill. In Rwanda, a dedicated EIF e-commerce project continues to support new e-payment methods and stronger coordination amongst key players.

Ensuring that Vanuatu's food trade continues despite COVID-19

By moving the approval of biosecurity permits online, Vanuatu has a key tool to continue the safe trade of food products. Launched in March 2020, the Single Window module dramatically reduces the risks associated with the impact on trading resulting from the implementation of movement restriction and social distancing policies. There are also added environmental benefits, including fewer air and vehicle trips and an 85% reduction in the use of paper. Since its launch in March 2020, the system has processed 4,535 applications, reducing processing times from 4 to 6 days to as little as 10 minutes.

Improving national quality infrastructure in Guinea

An EIF pilot project aimed at improving laboratory services at Guinea's National Quality Control Office (NQCO) has helped bolster the country's capacity to safely trade food and drink through established pathways in 2020. The equipment and associated staff training have already helped strengthen value chains, keep pace with advancements in global technologies and comply with international standards. Investments to date have supported an increase in productivity with around 250 samples analysed per month, up from 150 in the past.

"Today, we are delighted with the acquisition of this equipment and we can report to the funders, who are our partners, that we are really ready today to analyse all the food products that are imported," said Mohamed Kadiatou Sylla, NQCO's Director-General, Guinea.

©EIF/Ollivier Girard

Objective 6: Support to the EIF Countries to leverage (directly and indirectly) additional investments for productive capacity

Leveraging AfT and private sector investment to mobilize local productive capacity is essential for the LDCs to become full participants in the global trading system. The EIF helps the LDCs determine what investments are most strategic for support and leverages support for them through development partners, government resources and the private sector. By ensuring that projects mutually reinforce other projects supported by other partners, the EIF can help ensure that investments achieve scale and impact.

Current priorities include leveraging thematic partnerships with non-traditional partners, thus helping the LDCs mobilize external and domestic resources through careful application and monitoring of established DTIS Action Matrices; creating an enabling environment that fosters private sector investment; and using e-platforms to help improve outreach, information -sharing, reporting and transparency.

Importantly, as a framework bringing together partners in AfT, the EIF has stepped-up efforts to leverage the expertise of EIF Partner Agencies and other strategic and knowledge partners including the Pacific Islands Forum Secretariat (PIFS), ITFC, the Commonwealth Secretariat, the Global Alliance for trade facilitation, the Trade Facilitation Agreement Facility, icipe, the Deutsche Gesellschaft für Internationale Zusammenarbeit (GIZ), and many more.

The EIF invested significant resources in 2020 to catalyze and support new forms of private sector investment, with conversations starting around linkages into the impact investment field and blended finance.

Read more on
EIF trade funding insights.

Key results

More than USD 2.3 billion in 242 projects related to the Action Matrices of the DTISs have been funded by development partners since the start of the EIF. Through an alignment with national priorities, the EIF supports increased efficiency of AfT investments by channelling them towards national priorities.

Over USD 100 million in co-financing from governments and development partners has been leveraged across **172** EIF projects to date, with an additional USD **10.6** million in 2020.

Mobilizing funding for trade priorities

Togo: In Togo, the Government's commitment to the EIF project has been evident through a 400% increase in the Government contribution to the project since it started in 2018. The project has also mobilized an additional USD 250,000 through a multi-donor trust fund for youth entrepreneurship and innovation, exceeding the project's external leveraging target.

GSA: To date, the GSA has mobilized USD 337,587 of additional funding from other donors, reaching 58% of the targeted amount in the first year of operations. Private sector partners financial commitment to the project has now increased to USD 607,857 , exceeding the targeted value of USD 270,000. It is estimated that more than 210 full time jobs for women have been created with contributions from this intervention.

Burundi: Following lobbying for the construction of refrigeration facilities at Bujumbura Airport, the Government has committed USD 1.2 million in its 2021 budget to undertake the project. This targets a key priority in Burundi's DTIS Action Matrix.

©EIF/Olivier Girard

©EIF/Ollivier Girard

2 Cross-cutting priorities targeting inclusive trade

"For Norway, the pledge we made to reach the Sustainable Development Goals and to leave no one behind means an even stronger commitment to the least developed countries. Amidst the pandemic, continued support to increase access to trade and investments is more important than ever, and the EIF is a key partner in these efforts."

Bård Vegar Solhjell, Director General of the Norwegian Agency for Development Cooperation (Norad)

Women's economic empowerment

COVID-19 has exposed and expanded a range of inequalities around the world — and that is especially the case with regard to gender. According to ITC, women have been disproportionately affected by the pandemic because they tend to earn less and hold insecure jobs that are often unpaid.[5] This reality underscores the urgent need to expedite programmes aimed at achieving gender equality and empowering women and girls — as articulated in SDG 5.

The EIF has been working for years to help empower women through trade, most recently through its Empower Women, Power Trade (EWPT) initiative. Launched in 2019, the initiative aims to transform the economic lives of 50,000 female entrepreneurs and producers, cross-border traders, workers and women-owned MSMEs.

Now in its second year, the initiative has been deepening support for women's business associations and supporting global and regional value chains in areas where women already play an important role (e.g., agriculture and tourism). The EWPT initiative is also working with strategic partners to advance promising initiatives, such as the SheTrades platform spearheaded by ITC, the International Telecommunication Union's (ITU) EQUAL partnership and UNCTAD's trade and gender training initiative.

The EIF's commitment to women's participation in trade is helping to strengthen economies as a whole and helping to ensure that communities are reinforced and poised for sustainable growth. That is why the full suite of the EIF's work — from crafting DTISs to policies to projects — build in a gender-inclusive lens.

©EIF/Ollivier Girard

Empower Women, Power Trade

Prioritizing gender and women's empowerment in EIF projects

The EWPT initiative is at the core of the EIF's efforts to contribute to SDG 5:

"Achieve gender equality and empower all women and girls".

It does so through two workstreams:

1. Mainstreaming women's empowerment principles in national policies and regulatory ecosystems.

2. Building the productive capacity of women-led MSMEs and enhancing their ability to move up the value chain and tap into regional and international markets.

The EIF is strengthening existing partnerships and building new ones to help transform the economic livelihoods of women. In addition to our existing projects — many of which include a strong focus on women (e.g., the SheTrades projects in collaboration with ITC in The Gambia, Rwanda and Zambia) — we approved the following four thematic projects exclusively under the EWPT initiative in 2020.

- In partnership with UNCTAD, the EIF's project **"Promoting gender-responsive trade policy in the LDCs"** will develop an e-learning course to build capacity in 30 LDCs to help develop gender-responsive trade policies and regulatory frameworks from which women can benefit.
- In partnership with Fairtrade Australia and New Zealand, the EIF's **"Gender Sensitive, Climate Resilient International Market Access through Fairtrade"** project will establish a Women's School of Leadership in Timor-Leste. The project also supports coffee producers in Timor-Leste and flower producers in Ethiopia to export to international markets in accordance with Fairtrade standards.
- In partnership with ITU, the **"Enhancing the Digital Ecosystem and Digital Skills for the economic empowerment of women in LDCs"** project will enhance the digital ecosystem and digital skills of over 1,500 working-age women in the coffee, cocoa and textile/garments industries in Burundi, Ethiopia and Haiti respectively.
- In partnership with the East Africa Women in Business Platform, the EIF project focused on **"Generating increased pricing and new markets for the women engaged in the shea butter value chains of South Sudan and Uganda"** will increase the participation of 7,400 women and men in the shea butter value chains of South Sudan and Uganda, resulting in improved product quality, new markets, increased exports, increased prices, increased foreign exchange earnings and increased participant incomes.

Developments and emerging results since the launch of the EWPT initiative

Programme highlights

- Every new project approved by the EIF is assessed in terms of gender inclusiveness, which ensures our projects include dedicated actions to support the greater inclusion of women in trade.
- Over 50% of our total investments in productive capacity projects have been in women-centric value chains.
- The World Bank, WTO and others have called attention to the lack of gender disaggregated data on a range of issues, noting that the result is an incomplete picture of women's and men's lives. The EIF has responded to this call by requiring all projects to collect gender-disaggregated data in order to track and evaluate the effects of EIF projects on women and men.
- EIF project evaluation guidelines require gender analysis, which facilitates learning as well sharing best practices, lessons learned and results.

"While we may think of digital skills training as essential for young students, it is equally vital for business owners, so that they keep up in an increasingly online economy. Women owners of small businesses in least-developed countries are at risk of being left behind if they are not able to access the Internet, find new markets, quickly and easily manage financial transactions and take full advantage of the benefits that digital tools offer any entrepreneur. ITU's project, implemented under EIF's Empower Women, Power Trade programme, gives women the skills they need to thrive and governments the tools to incorporate gender considerations in policies and regulation of the digital economy."

Doreen Bogdan-Martin, Director, Telecommunication Development Bureau, ITU

Country-level highlights

- The EIF Countries are providing analytical work on gender analysis as a means to further empower women. All of the DTISs concluded since 2018 have incorporated gender analyses. By integrating gender into a DTIS, an LDC can mobilize resources for women in trade-focused initiatives as part of an overall AfT framework.

- The EIF Countries are increasing women's participation in policy dialogues and decision making. More than three quarters of trade coordination committees reporting in 2020 included women's groups in dialogue mechanisms.

- The EIF Countries are providing opportunities for women entrepreneurs to develop skills and adopt new technologies to access new markets. Over 10,000 women to date have adopted new technologies to improve their productive capacity.

- Over 88,000 women to date have benefitted from training in value chain practices, which has improved their skills to grow business and access to new markets.

- By advocating for, and supporting the mainstreaming of, gender in trade policies, at least 17 gender sensitive trade- and investment-related policies were developed in the LDCs.

©EIF/Ollivier Girard

©Lattanaphone Vongsouthi

"With a strong women economic empowerment focus, the EIF project on promotion of export competitiveness and sustainability support in three remote northern provinces of Lao PDR, we are able to create production partnership groups that link hundreds of women household producers of handicraft, tea, maize and rice to the value chains, leading to increased productivity and export performance of key agribusiness in poor areas. This is a vivid example of how empower women, power trade matters."

Mrs Lattanaphone Vongsouthi, Director of NIU, Ministry of Industry and Commerce, Lao PDR

The Gambia's onion farmers find new markets

When COVID-19 restrictions were imposed in The Gambia, immense pressure was placed on farmers. Local markets — where rural farmers sell their produce — were closed, and national transportation links were disrupted, causing fresh produce to become stranded in rural areas and at risk of spoilage.

The SheTrades in The Gambia initiative — led by ITC and with funding from partners including the EIF — moved to help remove these temporary logistical barriers and establish potential for longer-term business relationships. The project focused on onion farmers because of the popularity of the vegetable in The Gambia and the fact that onion farmers — some 90% of which are women — were in the middle of harvest season.

The project was successful in sourcing 16 tonnes of onions and generating USD 10,000 in income for these women farmers. It has also helped establish new domestic produce value chains and — with the Ministries of Trade and Agriculture now committed to working together on similar initiatives — there is potential for targeting export markets.

"SheTrades has removed me from a hole. I want to thank the project for the intervention." said Jonma Manneh Jukadou, a farmer from Dasilameh in the Upper River Region, The Gambia.

Closing the digital gender gap in Burundi, Ethiopia and Haiti

While the divide between men's and women's access to technology has been narrowing in the developed world, it remains significant in developing countries — especially in the LDCs. In African LDCs, there is currently a 31% gap in the proportion of women who use the internet.[6] In response, the ITU and the EIF — in close cooperation with the EQUALS Global Partnership for Gender Digital Equality — launched a project aimed at enhancing the digital ecosystem and building digital skills in three target LDCs: Burundi, Ethiopia and Haiti. In December 2020, the project held a virtual workshop in Bujumbura, Burundi, which introduced women to new technologies and tools, with an eye to help build, grow and sustain businesses in wider markets. More than 85% of attendees said the initiative helped improve their understanding of how digital technologies and ICT can increase the competitiveness of their businesses and improve their professional outlook.

Empowering South Asian women entrepreneurs through e-commerce training

Successfully leveraging e-commerce is crucial to allowing MSMEs to expand business and become part of wider regional and global value chains, and this was especially the case in 2020. The EIF has been working to enhance e-commerce capacity among women-led MSMEs in South Asia through the UN-ESCAP "E-Commerce Capacity Building for Women-led MSMEs in South Asia" project. The project leverages online learning to scale-up knowledge and skills via electronic platforms aimed at expanding networks and creating new business opportunities.

Inception workshops were held in Nepal, Bangladesh and Bhutan as a means to provide training opportunities for beneficiaries and allow organizers to better understand stakeholders' needs and design e-learning training modules appropriately. Two websites have been launched by the project to date. The first acts as a core website for e-learning, resources and a platform for e-commerce, while the second acts as a platform for women to register businesses and facilitate the expansion of networks amongst each other.

By December 2020, 300 women entrepreneurs had received digital marketing and e-commerce training through the project, and the e-commerce portal had registered 37 women entrepreneurs and 12 customers with 79 unique products.

E-commerce

The COVID-19 pandemic is propelling increased interest and use of e-commerce, including in the LDCs.

A broad global survey conducted by UNCTAD found that the COVID-19 pandemic has shifted global consumer behaviours and accelerated the shift toward a more digital world in a way that will have long-lasting effects.[7] A number of sectors are moving to adopt e-commerce as quickly as possible and countries that fail to keep up could get left behind. This is one of the reasons why closing the technology gap is a priority for the EIF. With only one in five people able to access the internet in the LDCs,[8] achieving progress is essential for these countries to be able to leverage e-commerce and benefit from digital trade opportunities.

The EIF provides support to the LDCs to update trade policies to include new technology developments, including e-commerce. One way we do this is through our work with UNCTAD to facilitate eTrade Readiness Assessments and follow-up interventions, which allow the LDCs to map out their path toward digital development.

In its 2020 report "Fast-tracking implementation of eTrade Readiness Assessments", UNCTAD singled out the work of the EIF when noting the benefits of multi-stakeholder partnerships in supporting e-trade initiatives: *"In the context of this monitoring exercise, it has been noted how the EIF has supported the preparation of national e-commerce strategies in Cambodia, Myanmar and Senegal, which emerged as an outcome of the eT Ready process initiated through dialogue between governments and development partners."*[9]

19 e-commerce initiatives were undertaken through EIF projects in 2020, with a cumulative total of **62**. These include practical operations, such as, specific e-commerce training for women in countries such as Benin, The Gambia and Zambia; progress towards drafting of e-commerce policies for Bhutan and Malawi; and a new e-commerce strategy for Cambodia, and e-commerce implementation in Nepal.

Leveraging e-commerce in Cambodia

E-commerce is playing an increasingly important role in Cambodia's economy. In November 2020, the Government launched its "E-commerce Strategy", which included new initiatives aimed at developing the digital economy and digital Government policy, fostering digital start-ups and supporting the annual Digital Cambodia Forum. Women are singled out for support in the Strategy, particularly in the area of digital entrepreneurship support for e-commerce start-ups. The Strategy is the latest in a series of moves that show that Cambodia recognizes the importance of e-commerce, especially when it comes to

©WTO/EIF/Ismail Badjie

participating in the global trade system. The strategy builds on the recent DTISU that included significant analysis of e-commerce constraints and opportunities.

Supporting women in Benin through e-commerce training

With shea nuts representing Benin's third largest export,[10] the sector is an important area of employment for the country's citizens. Recognizing this, the EIF has been providing support specifically for women and e-commerce capacity building. Within this context, the project has trained women working in the shea sector in e-commerce and strategies for boosting the commercialization of transformed shea products. Results of the training have included the establishment of e-commerce platforms by some of these businesses, while others are using what they learned to market products on existing electronic shopping platforms. The project has proven to be a positive contribution to technology adoption in Benin as a whole, in addition to having a specific impact on the income of the women directly involved.

Environmental sustainability

A healthy environment forms the foundation of a vibrant economy. Thus, growth in economic activity and exports in the LDCs must happen in concert with sustainability. Environmental interventions can help ensure sustainability in an economy, from ensuring a vibrant agricultural sector to reducing energy consumption to helping avoid the negative impacts of climate change — to which the LDCs are particularly vulnerable. Trade can also play its role in a circular economy and unlock mechanisms through which value is generated from the wealth of biodiversity in the LDCs.

This is why environmental sustainability is a crucial aspect of all prospective EIF projects. Where feasible, projects are developed with environmental sustainability in mind and strategies for trade growth informed by environmental implications, such as those identified through the DTISs.

The EIF is committed to helping the LDCs scale-up their capacity in trade, focusing on generating positive environmental benefits.

In 2020, EIF projects implemented **14 specific actions** with a direct relationship to the environment. This included forest protection sensitization in Benin; more ecological systems for leather tanning in Chad; and improved incentives for natural resource management in the Comoros.

©Rwanda Green Fund

©EIF/Ollivier Girard

In Madagascar, the EIF provided training around sustainable fishing practices; while projects in Djibouti and South Sudan delivered training for officials on trade and environment considerations.

Rwanda takes a circular economy approach to technology

The pace of new technology adoption has been accelerating at a brisk pace in recent years — and many LDCs are making a concerted effort to keep up. But an unfortunate by-product of new technology is the need to dispose of obsolete devices, which often contain environmentally harmful elements and chemicals. With the seeds sown through the national e-waste policy, to the development of which the EIF provided initial support, Rwanda has now established a public-private partnership state-of-the-art e-waste dismantling and recycling facility. Already operational, in 2020, the facility collected 3,000 tonnes of e-waste, sold or donated nearly 2,000 refurbished computers to schools, reprocessed materials to feed into manufacturing and construction and exported components for further processing.

For more on this, see Trade for Development News.

Investment

Attracting investment to enhance productive capacity is a crucial element of a comprehensive strategy to expand trade. As such, investment was more firmly anchored into the EIF's Strategic Plan 2019-2022, creating a path for increased support to the LDCs in trade-linked investment. Investment, including Foreign Direct Investment (FDI), offers important opportunities to generate capital, establish new technologies, transfer skills and build national and international networks.

The EIF works to help mobilize investments through targeted capacity-building initiatives so that the LDCs are able to create a conducive environment for investors, including through designing and implementing appropriate strategies to attract investment. This includes working with Investment Promotion Agencies (IPAs), which help source and manage investment relationships and better link them to trade frameworks in the LDCs. The EIF also initiated a series of webinars and policy briefs to raise the awareness of the LDCs on how innovative trade funding mechanisms could help the LDCs recover from COVID-19. For more information, please see the "Going Digital – Global Events" section later in this report.

EIF projects and teams on the ground are playing their role in leveraging investments. For instance, in Guinea, the increased focus on strengthening national quality control mechanisms has played a role in the establishment of a USD 5 million public-private partnership to build and equip a new laboratory. The EIF project in Mali delivered training on investment opportunities and policies and has worked with investors to secure more than USD 1.5 million into capacity for the production of shea-butter.

Tailored training to improve investment conditions in the LDCs

In January 2020, the EIF launched its partnership with the WAIPA, with the aim to improve the capacities and skills of IPAs and NIUs, as well as of government officials in **20 LDCs**.

©EIF/Simon Hess

The two-year project primarily aims to help improve the business climate and investment conditions in the LDCs. Additionally, it will help facilitate initiatives to attract sustainable investment and leverage resources to development sectors that will contribute to achieving the SDGs — especially SDG 17.5, which calls for the adoption and implementation of investment promotion regimes for the LDCs.

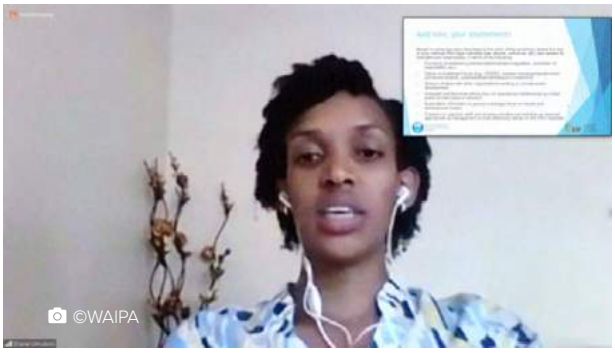

LDC graduation

Graduation is an important milestone on the development path of all the LDCs. It offers an indication that a country's economic and social indicators — the per capita Gross National Income, the Environmental Vulnerability Index and the Human Assets Index — are moving in the right direction.

COVID-19 has taken a toll on these indicators in many countries, including in the LDCs. Over the past year, exports from the LDCs have been impacted, supply chains disrupted, export orders cancelled and tourism came to a virtual standstill.[11] As the LDCs mobilize to address the effects of the pandemic, this can pause socioeconomic progress — and thus, graduation. Bangladesh, along with Lao PDR and Nepal which were expected to graduate in 2024 will now be granted an extended five year transition period.[12]

Apart from Vanuatu, which graduated in 2020, four other LDCs (Angola, Bhutan, São Tomé and Príncipe and Solomon Islands) are scheduled to graduate, with Bangladesh, Lao PDR and Nepal likely to follow. Decisions on the graduation of Timor-Leste and Myanmar are likely to take place in 2024. Other countries — including Kiribati and Tuvalu — are on the verge of being recommended for graduation. Support from the EIF will be crucial to all of these countries as they move through this process laying the basis for continued development, particularly with the added challenges that come along with COVID-19.

Assessing trade-related impacts on LDC graduation

With EIF support, the WTO prepared 19 thematic and country-specific reports assessing the trade implications of graduation with the findings condensed into two synthesis reports (see May 2020 and July 2020). Following the outbreak of COVID-19, specific analysis was also carried out to assess trade and health impacts of the pandemic on graduating LDCs. A sectoral study on the impact of LDC graduation on the textiles and clothing in collaboration with several UN agencies, including the United Nations Department of Economic and Social Affairs was also launched in 2020.

This body of work has contributed towards increased awareness and engagement of the LDCs around this issue there has been a growing number of submissions (3) by the LDCs on LDC graduation[13] and of interventions on the topic of graduation (36).[14] This was in part due to several briefings attended by over 600 high-level government officials from 12 graduating LDCs. Graduating LDCs, such as Vanuatu, have also made use of the evidence-based strategies on LDC graduation, and the topic of LDC graduation also became an integral part of the national policy documents of seven graduating LDCs (i.e., Angola, Bangladesh, Bhutan, Kiribati, Lao PDR, Nepal and Vanuatu). In addition, graduation issues were analysed in the trade policy reviews of four graduating LDCs (Bangladesh, Lao PDR, Nepal and Vanuatu). Finally, together with the DTISU of Bhutan — which includes a special chapter on LDC graduation — graduation chapters will be included in the DTISs for other LDCs on the graduation path.

For more on these projects, see

May 2020 July 2020 Trade Health

©EIF/José Carlos Alexandre

Congratulations, Vanuatu!

Vanuatu first met the LDC graduation threshold in 2012 but has faced enormous challenges on its path toward graduation. Climate change and natural disasters — including severe devastation caused by Cyclone Pam in 2015 — delayed the Pacific Island nation's initial graduation date, and COVID-19 greatly impacted remittances and potential revenue from tourism. Nevertheless, Vanuatu persevered and graduated from LDC status on 4 December 2020. **UN Secretary-General António Guterres noted that Vanuatu's graduation was a *"testimony to years of effort resulting in hard-won sustainable development gains"***. While the country will remain vulnerable to external shocks for years to come, the EIF will continue to provide support for up to five years after graduation.

Discussing the impacts of COVID-19 on LDC graduation

In May 2020, the EIF organized an Expert Q&A on LDC Graduation, which saw the live attendance of 155 people and more than 200 views of streamed and recorded video. H.E. Mrs Mere Falemaka, Permanent Representative to the Permanent Delegation of the Pacific Islands Forum to the WTO was a speaker at the event, along with Mr Daniel Gay who provided inputs from the Commonwealth Secretariat and Ms Jodie Keane from the Overseas Development Institute. The panel discussed the impacts the COVID-19 pandemic would have on LDC graduation and what actions were required to mitigate these effects from the countries themselves and development partners.

In December 2020, some 100 representatives from Geneva-based delegations, high-level LDC officials and representatives from international agencies (including the EIF) participated in a webinar focused on the impacts of COVID-19 on LDC graduation. Experts noted the unique impacts faced by the LDCs as a result of the pandemic — such as their reliance on primary commodities exports; potential supply-chain rigidity in GVCs; limited digital readiness; and economic dependence on the travel sector — and cautioned that it will take the LDCs longer than other countries to rebound economically. With this in mind, much discussion revolved around how the international community could best help support the LDCs through these challenges and continue momentum toward graduation.

Fragile and conflict-affected countries

Even within the LDCs, fragile and conflict-affected countries are among the planet's most vulnerable countries. In many cases, trade and investment opportunities can offer a lifeline to rebuild and generate economic incentives for peace.

The EIF is active in many LDCs affected by conflict and in fragile situations. Approaches to these economies are carefully tailored to individual capacities and needs. Projects centre on institutional capacity-building and partnering with EIF Partner Agencies on the ground to help ensure that basic infrastructure is established to support trade and development. Projects also have the goal of empowering women and youth and building a basis for inclusive benefits from economic progress leading to a stronger chance for lasting peace.

Many fragile economies are dependent on unprocessed natural resources, leaving them vulnerable to swings in commodity prices. Others are located in areas that are prone to natural disasters, which can wipe out infrastructure and freeze an economy in the process. The EIF works to achieve progress over time with the aim of ultimately establishing a stable environment that is capable of attracting investment and integrating into the global trade system.

While initiating projects in fragile and conflict-affected countries comes with some risk, the EIF believes in the spirit of "no LDC left behind" and has a dedicated policy for implementation in these situations.

Trade support in Afghanistan

Support to many countries requires adaptation. After a period of paused implementation of EIF interventions in Afghanistan, the EIF institutional support project was repackaged and restarted. The project seeks to support the implementation of the post-WTO accession process, build the skills of trade officials and strengthen AfT coordination.

Supporting Central African Republic's trade opportunities

CAR has faced a considerable number of economic challenges due to its history of conflict and delicate political landscape.[15] Underdeveloped infrastructure has also limited the country's opportunities to benefit from intra-regional trade.[16] Nevertheless, with the support of the EIF, CAR has made great strides in recent years toward integrating trade into their NDP.

The country's Trade and Industry Development Strategy 2019-2023 has been elaborated, adopted and is now being implemented. This Strategy adopts a series of trade regulations including new laws establishing a national investments code; a metrology system; and rules on standardization, certification, accreditation and the promotion of quality. In 2020, EIF-related personnel participated in the Virtual Experts Meeting on Agriculture and Food Security in Africa organized by the African Union. This contributed to increased skills to measure the impact of COVID-19 on the agricultural sector and to formulate recommendations to mitigate not only the effects of COVID-19 on the economy but also on the supply of agricultural food products.

In building human capacity, EIF training has helped strengthen the skills base of public officials and private sector actors on issues related to trade. In 2020, a total of 649 people (48% women and 18% young people) were trained on issues ranging from trade facilitation, access to finance, development of business plans, to business courses for women and young people working in the informal sector.

Revitalizing EIF National Implementation Arrangements in Sudan

The Government of Sudan achieved an important milestone in 2020, reaching a peace agreement with almost all internal armed opposition groups to end 17 years of conflict. Following this positive momentum, the ES and the TFM, alongside the in-country DF, the European Union (EU), moved quickly and conducted meetings with the Ministry of Trade. The outcome was a renewed roadmap to revitalize an EIF institutional project of support for Sudan to contribute to greater global and regional trade integration with the aim of achieving sustainable development and poverty reduction in Sudan. The project aims to address areas such as WTO accession; building capacity in policy development; updating the DTIS; and designing projects of support to address supply-side constraints.

MSMEs

MSMEs are the backbone of national economies, particularly in the LDCs. They are a key driver of economic growth, job creation, provision of public goods and services and poverty alleviation. Moreover, MSME development contributes to the achievement of all 17 SDGs.[17]

Over 13,000 MSMEs have been supported through EIF projects to date, with up 1,925 in 2020. Small- and medium-sized businesses are critical generators of employment and new exports from the LDCs. This has included support to small businesses in Benin around access to finance, e-commerce and quality management; training to MSMEs in Mauritania in adding value through fruit juice production; and supporting market linkages for businesses in Togo. In Equatorial Guinea, support has been provided to help MSMEs cope with shocks due to COVID-19, which has contributed to job retention.

Fostering the growth of MSMEs also helps reduce inequality and promote inclusion.[18] Job creation through MSMEs tends to benefit the most vulnerable, including women and youth.[19] Moreover, a notable proportion of MSME are women-owned or women-led.

MSMEs have also proven to be particularly vulnerable to the impacts of COVID-19. It is the sector that was most affected by lockdowns, travel restrictions and other measures taken by

©EIF/Ollivier Girard

governments to contain the virus.[20] According to ITC's 2020 Business Impact Survey, almost two-thirds of micro- and small-sized businesses say the pandemic "strongly affected" their operations, and one-fifth said they were at risk of shutting down permanently within three months.[21] In recognition of these challenges, governments in 19 LDCs have introduced payment deferrals for MSMEs for taxes and other operating expenses.[22]

Business training for farmers in the Solomon Islands

Accounting for some 16% of total GDP, agriculture is the single largest contributor to the Solomon Islands' economy.[23] The sector holds much potential for the country's ability to better participate in, and benefit from, the global trade system. However, most farming and fishing activity continues to be for subsistence only. The EIF has been working to help change this. In 2020, 13 training sessions were held with the goal of helping independent subsistence taro and cassava farmers better understand how to work together to form an MSME that can increase production and get products to domestic and international markets. These efforts are already seeing results, with one MSME reactivating export of frozen cassava to Australia.

©EIF/Ollivier Girard

3 Programme-level highlights

"With support to developing strong institutional frameworks for trade, as well as investing into value chains such as leather and sesame, the EIF plays a key role in integrating our country and other LDCs into the AfCFTA and global trading system".

H.E. Mr. Sadou Seydou,
Minister of Trade and Private Sector Promotion of Niger

Monitoring, Evaluation and Learning (MEL)

Introduction

Strong MEL systems underpin the EIF's operational procedures to deliver strong results and lessons for continual improvements.

2020 deliveries:

Increased application of strong MEL practices, following training of more than 100 participants at EIF MEL training events, and launch of the EIF Secondment Programme.

More robust project systems through improvements to the EIF Management Information System (MIS) and project assessment process.

Responsive monitoring of projects through physical and virtual monitoring missions with adapted monitoring mechanisms in light of COVID-19.

Dynamic risk management of the COVID-19 pandemic led by a joint ES and TFM Task Force.

Strong Value for Money (VfM) delivery in the application and monitoring of the VfM matrix.

Strengthened project evaluation systems through an updated guidance note.

Increased programme adaptation and accountability through updated programme logframe targets and a clearer explanatory note.

Better equipped EIF country teams with stronger MEL skills

One hundred sixty-two (162) participants in MEL-specific workshops, including two in person events prior to the onset of COVID-19 restrictions. Adapting to the situation, a series of online workshops were rolled out, including one on managing evaluations, and importantly, another on managing risks, both receiving positive responses and feedback.

MEL Secondment Programme launched: The first two secondees (from Senegal and Tanzania) joined the ES from September to December 2020. In addition to on-site training, the Secondment Programme brings the views and experience from EIF beneficiaries directly into the operational mechanics of the programme. In 2020, the Secondees benefited from training on EIF Partner Agency ITC's evaluation processes teams in their region.

©NIU Cambodia

©Maïmouna Guey

***Mrs Maïmouna Gueye**, Project Management and M&E Expert, Ministry of Trade and SMEs.*

"What I found most useful in this programme is the teamwork. I learned a lot working with the Coordinators and the MEL team. In addition, I have a better command of formulation and monitoring-evaluation tools (programme results framework, strategic plan, guidelines for evaluations, questionnaire on indicators, technical report template, database, etc.) developed by the EIF.

Back in Senegal, the monitoring and evaluation system will be strengthened through areas such as:

- Establishing a database for the programme.
- Strengthening tools for monitoring project work plans, recommendations and risks.
- Contributing to the development of tools for formulating and monitoring projects of the Ministry in charge of Trade".

©Natasha Ngalla Ngowi

“The Secondment Programme provides knowledge and skills that cannot be acquired in a seminar or a classroom. The practicality responds to most of the questions that NIUs have at country level, including how important the M&E functions are, the use of various tools and reporting requirements.

With this Programme, I am more resourceful and will provide support in Tanzania, to the EIF and other LDCs.

My experience with the Secondment Programme will provide me with the skills to review the Ministry of Trade and Industry’s M&E strategy and strategic plan for the sector that is scheduled for 2021/2022. I will also provide my input into evaluations, logframes, M&E plans, risk matrices and tools used for programmes/projects in Tanzania”.

***Ms Natasha Ngalla Ngowi**,*
Senior Trade Officer and M&E Expert, Tanzania Ministry of Industry and Trade, Department of Policy and Planning: Programmes and Projects Coordination Unit.

©EIF

Stronger results-based monitoring

The EIF strives to continually build and refine its systems in the spirit of being an adaptive programme. The Working Group on M&E brings together the wealth of experience from EIF partners and has continued to contribute to MEL developments, including the below:

Updated EIF logframe and explanatory note: The update increased the ambition where the programme had already achieved or was approaching the targets; set targets for indicators introduced in 2019; and adapted all targets to a programme-wide basis.

Increased accessibility of M&E tools and guidance on the EIF's MIS.

A database of the Action Matrix priorities stemming from DTISs and DTISUs has been developed. This will facilitate increased learning and provide a key resource for the analysis of trade constraints and priorities on thematic and other bases.

A more secure and efficient MIS with increased ease of access for uploading and accessing information and for processing project changes has been put in place. Specifically, new elements include the processing of project NCEs through the MIS for increased efficiency and timeliness of the overall process.

Improved systems for assessing the quality of project proposals and for monitoring of projects. The Quality at entry review process has been refined to ensure, among other things, a greater focus on project results, increased scrutiny of gender and other cross-cutting contributions and adaptations to the COVID-19 situation.

A template for project M&E plans has been developed and rolled out to EIF projects to promote increased quality of data collection and results-based management.

Increased understanding of country needs through the mapping of MEL systems in EIF Countries providing clarity on the functioning of the MEL systems and identifying where additional support would be required.

Over 100 project reports have been assessed and results captured with feedback on project implementation, results and lessons provided to the MIEs.

Managing risks

COVID-19 has accelerated the establishment of more systematic risk management processes, which had been planned as a focus area for 2020 in any event. The strengthened risk management process at the programme level included the establishment of a joint ES and TFM Task Force, a dedicated COVID-19 risk register and regular updates to the EIF Board and broader stakeholders through a business continuity plan. A risk survey was conducted both at the project and broader country levels to identify new COVID-19-related risks to project implementation and adaptations necessary for projects. New risk identification and management registers were rolled out to all EIF Countries and a dedicated training exercise conducted for EIF project implementers.



Strengthening risk management

"Effective management of risks is key to achieving the EIF's objectives, and it is even more critical during the time of a global pandemic. I was delighted to speak at an EIF risk management event last year. There were 57 participants from EIF projects at the online workshop on risk management, and it helped to raise awareness and build skills in this important area".

Kathleen McNally, Trade for Development Programme Advisor, UK

Some of the significant COVID-19-related risks faced by the programme included the following:

- **Fall in disbursement rates due to reasons such as reduced availability of inputs for project activities (goods and services) resulting in delayed implementation.** Mitigation actions included closer follow-up with the countries through regular ES/TFM calls; making adjustments to project work plans; and specifically procurement planning. Good practices in project adaptation were captured and shared. Overall, falls in disbursement rates were not evident; however, there were changes in disbursement schedules.

- **Longer start-up periods for new projects (such as time for signatures of memoranda of understanding (MOUs) and delays in project implementation for existing projects requiring additional time for administrative requirements, leading to a reduced timeframe to deliver results.** In response, the EIF Board approved flexibilities for COVID-19-related NCEs and an adjustment to processes to enable the acceptance of electronic signatures for MOUs. Regular engagement with the EIF Countries was maintained to minimize delays in implementation.

- **Opportunities for future funding to the EIFTF were limited as funder governments prioritize COVID-19 responses.** Engagement with EIF Donors revolved around needs and potential funding gaps for EIF projects.

- **Disruptions to working arrangements in the LDCs affected proper financial management.** Some financial reports and audits were delayed during the year. In response, increased monitoring and follow-up sessions were established.

Adapting monitoring mechanisms for COVID-19

The EIF moved swiftly in the second quarter of 2020 to adapt monitoring mechanisms for EIF projects as indicated in the section above.

Testimonials

Adapting portfolio monitoring

"2020 was unfolding rapidly in various ways in different countries, but the ES Coordinators supported by MEL, the Communications staff, and our EIF Trust Fund Manager colleagues managed to quickly reach out to each project team to identify risks and mitigate arising issues. We were quickly able to advise on necessary project adjustments and even bring all teams together to learn from different approaches. There was a profound sense of teamwork and collegiality with ministry of trade-based EIF coordination teams. I am proud that we were able to keep delivering, safely, despite the crisis."

Peter Donelan, ES Coordinator

Using digital systems

"With COVID-19, we fell back to our existing digital systems such as e-procurement and digital recruitments systems. This gave us the opportunity to continue going forward regardless of the measures in place to contain the spread of the virus. In the interest of resilience, we have maintained our obligations on reporting and have ensured we do not deviate from the project scopes and budget while looking into innovative platforms that could keep activities going."

Richard Niwenshuti, Single Project Implementation Unit Coordinator, Ministry of Trade and Industry, Rwanda

©EIF/Simon Hess

Delivering VfM

Efficiency, economy, effectiveness and equity are fundamental building blocks of the EIF's systems. The extent to which each of these are achieved is monitored through a dedicated VfM Action Matrix. The implementation of the EIF's VfM Action Matrix (adopted by the EIF Board in June 2018) is on track towards targets and monitored at both the programme and the country levels through a dedicated section in the narrative reports on VfM.

Highlights in 2020 include:

The ES and the TFM expenditures were reduced by about 12% (equivalent to about CHF 500,000) for the ES and by 8% (equivalent to USD 200,000) for the TFM. Before the COVID-19 outbreak, most of the ES and TFM field missions were conducted back to back in order to optimize travel costs. Since the onset of the COVID-19 crisis, the ES and the TFM have been conducting virtual missions.

The overhead rate of the ES and the TFM vis-à-vis the overall funding portfolio is **about 10.41%**, which remains below 13% of the overall committed contributions to EIF Phases One and Two.

The guidelines (approved in 2019) for the selection of MIEs and Sub-implementing Entities of EIF-funded projects were **rolled out to ensure an open and transparent selection of service providers** for the best implementation mode.

All EIF-funded projects implemented by NIUs apply activity-based budgeting, leading to a better allocation and rationalization of resources for essential project outputs.

Moving forward, the ES and the TFM will continue to work with the NIUs and the MIEs to include the VfM Action Matrix into the country project M&E plans. At the programme level, the VfM aspects continue to be reflected in the process of strengthening M&E.

Learning and evaluations

Improved guidelines for EIF project evaluations

A comprehensive update to the EIF's guidelines for undertaking evaluations was launched in 2020. To provide as much clarity as possible and also to promote standardization across the programme, a set of detailed annexes have been prepared to support the process for country teams. These include, for instance, a checklist for NIUs to undertake a quality assessment of the draft evaluation reports prior to quality control from the ES and the TFM. The updated guidelines also include a new mechanism to enable a lighter mid-term review and a final review of sustainability support projects.

TABLE OF CONTENTS

Abbreviations ... 2
1 Introduction and context ... 4
2 Evaluation principles and organization ... 5
2.1 Evaluation principles ... 5
2.2 Responsibility for evaluations ... 5
3 The evaluation process ... 6
3.1 Evaluation planning, project reviews and determining the need for an evaluation ... 7
3.2 Determining evaluation parameters and preparing evaluation TOR ... 11
3.3 Hiring evaluators ... 15
3.4 Evaluation inception phase ... 17
3.5 Implementing, monitoring and communicating the evaluation ... 20
3.6 Preparing the evaluation report ... 22
3.7 Evaluation feedback and follow-up ... 26
Annex 1: Indicative list of evaluation questions ... 29
Annex 2: Template for evaluation TOR ... 32
Annex 3: Template for the declaration regarding evaluation standards and conflicts of interest ... 37
Annex 4: Criteria for the assessment of proposals for project evaluations, and proposed scoring grid ... 39
Annex 5: Template for an evaluation Inception Report ... 41
Annex 6: Template for a FER ... 49
Annex 7: Checklist for quality assessment of evaluation reports ... 57
Annex 8: Project Completion Report Template ... 59
Annex 9: Management Response Template ... 75
Annex 10: Project "Interim" and SSP Review Template ... 77

EIF programme evaluation 2021

The Terms of Reference for a full evaluation of the EIF was developed by the Evaluation Sub-Committee. The procurement process was launched for this exercise, which is anticipated to start in the second quarter of 2021 and be completed by the end of the year.



© WTO/EIF/Mora Rakotomalala Radamarisoa

Resource mobilization, partnerships and communicating for impact

In 2020, the COVID-19 pandemic posed a unique set of challenges for the programme's partnerships, communications, resource mobilization and donor relations. The EIF responded by drawing on the strength of its global partnership to build and sustain commitment to the programme. A stronger partnership helped the EIF build its global digital communications presence and secure additional financing and donor support for the programme's current phase of work (2016-2024).

From March 2020 to the end of the year, the EIF brought partners together to tell their stories of the impacts of the pandemic on trade in the LDCs through its news site, Trade for Development News, its social media channels, the corporate website and a series of global digital events. This included individuals from LDC governments and from international agencies, donors, academia and civil society who engage on trade activities in the LDCs.

The commitment of the EIF Donors to respond to the pandemic resulted in new financial contributions from Estonia, Finland and Germany of a total of USD 2.1 million to the EIFTF. The EIF also leveraged USD 10.6 million in co-financing from LDC governments, development partners and the private sector to finance EIF projects on the ground. The programme secured these contributions despite fiscal challenges facing many of our EIF Donor and LDC governments.

2020 highlights

USD 2.1 million in new financial contributions from Estonia, Finland and Germany.

1 Resource Mobilization Guidebook – updated edition distributed to all EIF partners and available to the public.

Over 3,500 participants – live and on-demand viewers – in COVID-19-focused digital events organized by the EIF and partners.

124 stories published in Trade for Development News, reaching over **248,000 potential readers.**

11 op-eds published in major media outlets, reaching over **18.3 million potential readers.**

11 newsletters and 27 news releases opened **76,286 times.**

150 members participating in CommsConnect, the EIF's Community of Practice on communications.

123,646 new users on the EIF's website, **up 277%** from 2019.

5,549 new social media followers, up 425% from 2019.

Engaging with the EIF donors and resource mobilization at national level

The EIF strengthened its engagement with the EIF Donors by helping to inform and shape their responses to COVID-19 on trade for development. There was a strong interest from Geneva- and capital-level contacts who sought to understand how LDC trade was affected by the pandemic at global and national levels and how the LDCs were responding to COVID-19 challenges. Since the outset of the pandemic, the EIF quickly became a trusted and reliable partner by generating and communicating knowledge and information on the impacts of COVID-19 on LDC trade through various channels – including via Trade for Development News and regular updates to EIF stakeholders.

New financial contributions from Estonia, Finland and Germany contributed to financing 29 EIF-funded projects that were approved in 2020 with a value of USD 21.3 million.

The EIF also updated its Resource Mobilization Guidebook to provide new knowledge to LDC ministries of trade on how COVID-19 could impact ODA-related funding opportunities for the LDCs. Digital tools were published alongside this Guidebook to raise the profile of trade funding in the LDCs, including a 12-part video series on resource mobilization produced for EIF stakeholders' use.

Download the Guidebook
Resource Mobilization Guidebook

Watch the online videos
12-part video series

Partnering with and for the LDCs

EIF partners stepped up their support for the programme amid trade financing, regional cooperation and communications. The EIF forged a new partnership focused on trade finance with the ITFC and ICC to build capabilities in the LDCs. This partnership delivered through a one-year initiative that spans from 2020 to 2021 will provide capacity-building offerings for 11 government officials from 8 LDCs. The initiative ultimately aims to help the LDCs build their trade finance knowledge and network at a time when new finance approaches to COVID-19 recovery are needed.

The EIF also strengthened its partnership with the PIFS. The programme launched a new regional project on Quality Assurance in Infrastructure in the Pacific to be delivered by PIFS and partners. The EIF joined an e-commerce initiative led by PIFS that is meant to drive future regional collaboration and integration on e-commerce and digital trade.

The EIF garnered wide support from partner agencies and strategic partners, including PIFS, the Commonwealth Secretariat and ITFC, to contribute to communications and outreach efforts. Partners were active contributors to Trade for Development News, digital events, social media campaigns and capacity-building events hosted by the EIF's CommsConnect.

CommsConnect, a new community of practice dedicated to communications

Capacity-building of LDC ministries has remained a high strategic priority for the EIF's communications. In 2020, the EIF launched CommsConnect, the programme's first Community of Practice dedicated to communications. CommsConnect gathered over 150 members through various capacity-building events and digital trainings that were offered in both English and French. These trainings helped LDC ministries to better communicate on the impacts of the COVID-19 pandemic on trade and the economic fallout affecting their countries during the year.

Building communications capacities amid COVID-19

150 members coming from LDCs in Asia, the Americas, the Pacific and Africa.

4 capacity-building modules offered on communications plans, social media management, photography and impact stories.

7 training videos viewed **over 3,600 times.**

4 partners, including ITC, the International Institute for Sustainable Development, Thomson Reuters Foundation and the UK's FCDO, contributed to designing and delivering training modules.

8 training toolkits and templates viewed **over 1,300 times.**

Trade for Development News

The EIF's news site, now in its third year, was at the forefront of building knowledge and providing information on the impacts of COVID-19 on trade development in the LDCs. The site published a total of 124 news pieces throughout the year. Fifty-seven (57) pieces were dedicated to COVID-19 stories ranging from the impacts of the pandemic on tourism to ways to work with the LDCs to cope and recover from global supply chain disruptions. The news site featured the voices of many LDC ministries of trade and partner organizations who contributed to both content and writing stories.

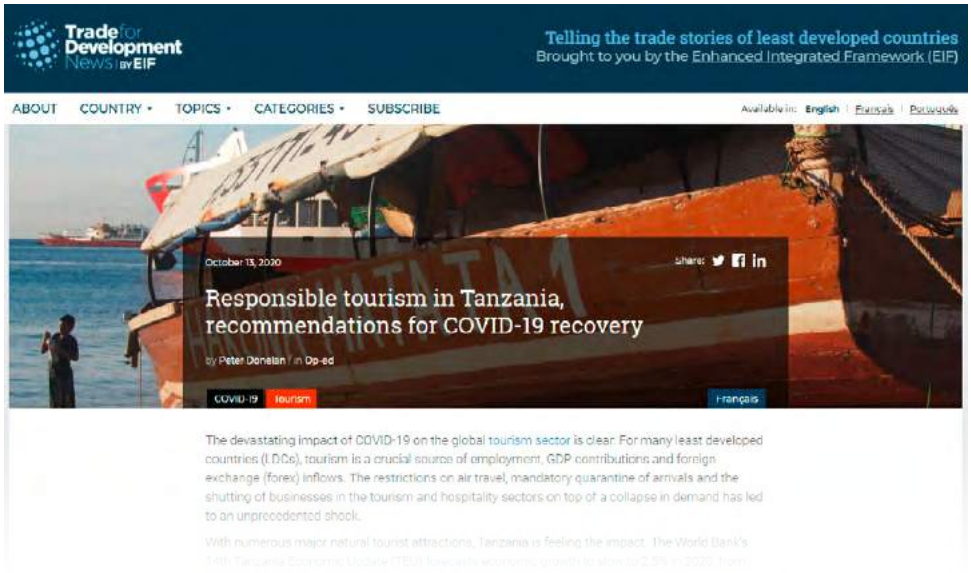

Telling trade stories during the pandemic

124 articles published and promoted widely.

113,860 visits to Trade for Development News, **up 80%** from 2019.

Most popular in 2020: "Young designer shaking up Gambia's fashion industry".

4 photo essays, **7** Q&As, **15** stories of impact, **25** news items published and more.

For more on this project, see
Young designer shaking up Gambia's fashion industry.

Going digital – global events

EIF events took a digital turn in 2020 to shape, inform and contribute to global dialogues and build conversations around COVID-19 impacts and recovery. The EIF's Trade for Development News in partnership with UNDP, UNWTO and the Commonwealth Secretariat hosted an Expert Q&A series of online discussions with global experts on COVID-19 impacts on graduation, tourism and fragile and conflict-affected countries. The series included three live events held between May and June 2020 with over 2,700 live participants and on-demand viewers. Each session had an active audience participation with an average of 50 questions coming from participants that were answered both live and via email.

The EIF in partnership with the OECD, the World Bank Group, Bamboo Capital Partners and responsAbility Investments AG organized a digital event on "How innovative trade funding could help LDCs recover from COVID-19". The event brought together a panel composed of investors, business leaders and government representatives. More than 830 people from 55 countries joined live or watched the event on demand.

The EIF was also an active partner in three international events organized by partners. The EIF joined ITC as a strategic partner in its WebTV event to celebrate MSME Day on 24 June 2020. The EIF was featured as an inclusivity partner in the Geneva Trade Week hosted by the Geneva Trade Platform at the Graduate Institute from 28 September to 3 October 2020. The EIF helped lift the voices of the LDCs in the week-long discussions and to distil key takeaways for the LDCs. In the lead-up to the Fifth United Nations Conference on the LDCs, the EIF joined the OECD, the Foundation for Studies and Research on International Development, UN-OHRLLS and many other partners as a co-organizer and host of the event Towards UN LDC5: Recovery from COVID-19 held from 21-23 October 2020.

How innovative trade funding could help LDCs recover from COVID-19

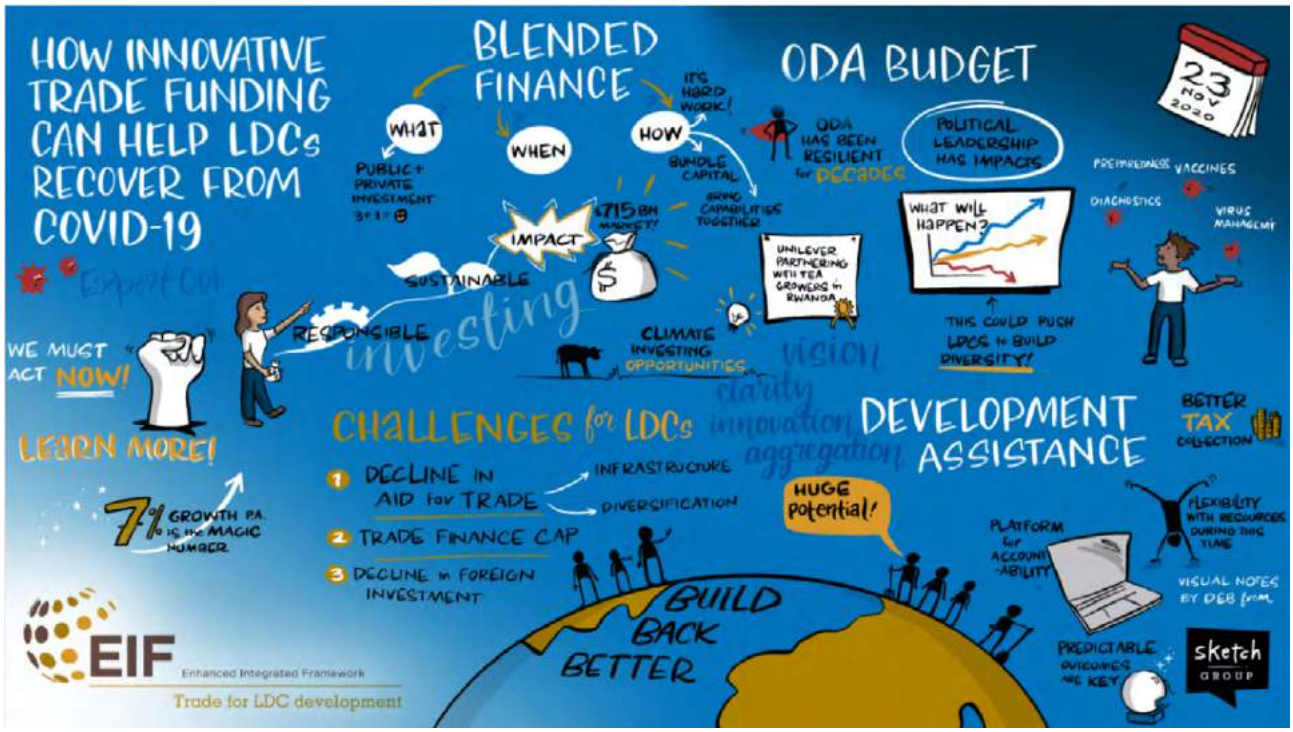

"Sketch summarizing the discussion of the EIF-hosted event How innovative trade funding can help LDCs recover from COVID-19."

Event highlights

Over 2,700 live participants and on-demand viewers for 3 Expert COVID-19 Q&A events – with representatives from **44 countries joining the graduation event, 49 countries joining the fragility and conflict event and 72 countries joining the sustainable tourism event.**

9 news articles published alongside the Expert COVID-19 Q&A events on Trade for Development News.

4 news articles published on Trade for Development News alongside the Geneva Trade Week.

Over 830 live participants and on-demand viewers of the innovating financing event **from 55 countries.**

23,000 social media impressions gained from live coverage during 4 EIF-hosted digital events.

Social media

In 2020, the EIF's social media grew significantly through delivering new approaches and techniques as part of a new EIF Digital and Social Media Strategy (2020-2021). This growth helped the EIF increase its global presence, reach and overall engagement. As part of this new approach, the EIF designed and delivered a social media campaign, #PowerUpTrade, co-organized with the WTO, ITC, the United Nations Industrial Development Organization and Care International. From September to December 2020, the campaign gave a voice to 13 entrepreneurs from 12 LDCs to explain how the crisis had directly affected their businesses with disrupting GVCs.

The campaign both raised awareness of the bottlenecks and successes of traders in the world's poorest countries and reflected on ways to improve the inclusiveness of GVCs. More than 90 posts reached 318,600 users across Twitter, LinkedIn and Facebook, and 40,000 users viewed the campaign's two video animations.

The EIF's social media followership grew exponentially by the end of the year. On Twitter, the EIF achieved an increase of 103% in followers and on Facebook of 84%. The EIF's LinkedIn account increased its followership by 91%. The EIF's social media channels gained more than 5,549 new followers during the year, and the engagement levels increased significantly across all major channels.

Highlights from major social channels

5,549 new followers, up 425% from 2019.

845,621 engagement, up 3,517% from 2019.

170,271 post clicks, up 5,046 % from 2019.

264,574 video views, up 1,245% from 2019.

3,770 retweets or shares, up 160% from 2019.

Financial update

Legal framework

The guiding legal documents for the EIF remain (i) the Standard Provisions for EIF Phase Two and (ii) the EIF Programme Framework document, which were both approved by the EIF Board in 2016. The Standard Provisions document sets the conditions applicable to all Contribution Arrangements signed with the EIF Donors and the obligations of the TFM related to accountability and reporting. The Programme Framework outlines the key expected outcomes of EIF Phase Two.

In December 2019, the EIF Board approved an extension of EIF Phase Two from its initial deadline of December 2022 to December 2024. All projects will, however, need to be completed by June 2023, with the exception of a few projects impacted by COVID-19 that can be implemented until December 2023[24]. The remaining time for the effective closure of EIF Phase Two is 2024.

Financial and fiduciary management

EIF Donor commitments and contributions received for EIF Phase Two

From the EIF Pledging Conference held in November 2015 until 31 December 2020, the indicative amount of commitments for EIF Phase Two by the EIF Donors is USD 141.04 million, of which USD 122.44 million was received by the end of 2020. Table 1 details the overall receipts from the EIF Donors for both EIF Phases One and Two. Table 2 details the commitments and receipts for EIF Phase Two. The total funds deposited up to end of 2020 in the EIFTF represent 86.82% of the total committed amount as per the signed Contribution Agreements for EIF Phase Two.

TABLE 1. EIF DONOR CONTRIBUTIONS

	Reporting Period (2020) in USD Millions		
	EIF Phase One	**EIF Phase Two**	**Sub-total**
IF – UNDP Co-mingled & Holding Account	33.48	-	33.48
EIF Donor Contributions	166.23	107.78	274.01
EIF Phase One Balance	(12.06)	12.06	-
Sub-total	**187.65**	**119.84**	**307.49**
Interest earned	6.73	2.60	9.33
Grand Total	**194.38**	**122.44**	**316.82**

TABLE 2. DONOR CONTRIBUTION DETAILS FOR EIF PHASE TWO (as of 31 December 2020, in USD)

Donor	Commitments	Receipts
Australia	3,948,121	3,607,333
Denmark	12,009,574	12,009,574
Estonia	85,054	85,054
European Commission	11,543,791	11,237,939
Finland	11,113,507	11,113,507
France	4,018,307	4,018,307
Germany	8,337,309	7,395,024
Japan	116,071	116,071
Korea, Republic of	1,000,000	1,000,000
Luxembourg	5,106,785	5,106,785
Netherlands	472,255	472,255
Norway	17,204,736	17,204,736
Saudi Arabia, Kingdom of	4,000,000	2,000,000
Sweden	16,148,221	10,765,480
Switzerland	2,000,000	2,000,000
United Kingdom	29,268,766	19,647,104
Phase One Balance	12,064,726	12,064,726
Interest Income - Allocated	2,553,629	2,553,629
Interest Income - Refund by MIEs	50,549	50,549
Total	**141,041,399**	**122,448,072**

Allocations for EIF Phase Two and projects approved

As of 31 December 2020, net allocations made for EIF Phase Two activities totalled USD 119.83 million, including USD 87.89 million for projects and USD 31.96 million for EIF Global Activities, ES and TFM budgets. The total allocation for LDC project implementation up to 31 December 2020 was USD 65.67 million (46.71% of total project allocations), while the EIF Agency share of implementation was USD 15.67 million (11.14%). The balance of USD 6.5 million (4.62%) represented allocations implemented by various other entities, such as NGOs and international organizations. During 2020, 29 projects amounting to USD 21.33 million were approved. The total number of projects approved in EIF Phase Two now stands at 143. The approved projects by type and MIE are detailed in Table 3.

TABLE 3. ALLOCATIONS FOR EIF ACTIVITIES

Report Category	Sub-type	EIF Phase One	EIF Phase Two	Grand Total
LDC Implementation	Tier 1	45,212,826	20,177,861	65,390,687
	Tier 2	50,541,308	38,017,536	88,558,844
	Combined	-	7,498,900	7,498,900
LDC Implementation Total		**95,754,133**	**65,694,297**	**161,448,430**
Other Implementation	Tier 1	160,000	-	160,000
	Tier 2	10,795,671	1,625,557	12,421,228
	Regional	-	4,872,086	4,872,086
Other Implementation Total		**10,955,671**	**6,497,643**	**17,453,314**
Agency Implementation	Tier 1	15,125,022	5,758,603	20,883,625
	Tier 2	18,803,178	2,964,739	21,767,917
	Regional	-	4,850,609	4,850,609
	Combined	-	2,100,000	2,100,000
Agency Implementation Total		**33,928,200**	**15,673,951**	**49,602,151**
Global Activities		5,266,818	3,600,787	8,867,605
Global Activities Total		**5,266,818**	**3,600,787**	**8,867,605**
ES		26,500,111	19,731,730	46,231,841
ES Total		**26,500,111**	**19,731,730**	**46,231,841**
TFM		20,528,294	8,631,855	29,160,149
TFM Total		**20,528,294**	**8,631,855**	**29,160,149**
Grand Total		**192,933,227**	**119,830,263**	**312,763,490**

The sector distribution of EIF assistance in 2020 covers institutional capacity-building, mainly through Tier 1 projects, DTISs and DTIS Updates and trade mainstreaming projects; and productive capacity-building through Tier 2 and regional projects.

Disbursements

During 2020, based on the respective signed legal agreements and payment schedules with MIEs, a total of USD 24.26 million was disbursed for the projects from the Trust Fund for EIF Phase Two, while USD 1.37 million was refunded to the EIFTF from projects closed under EIF Phase One — totalling a net expenditure from the EIFTF of USD 22.87 million. As shown in Table 4, the total disbursement of EIF Phases One and Two since inception was USD 267.50 million as of 31 December 2020.

Available funds

As a result of the completion of EIF Phase One since 31 December 2017, the EIF Board decided in 2018 to transfer the balance of unspent resources from EIF Phase One to EIF Phase Two. A total of USD 12.06 million was therefore transferred to EIF Phase Two. With this addition to EIF Donor contributions, the total amount made available for programming under EIF Phase Two became USD 122.44 million. Following the allocations made during 2020, a balance of USD 1.72 million was available for allocation to EIF projects as of 31 December 2020, as shown in figure 1.

TABLE 4. DISBURSEMENTS FOR EIF PHASES ONE AND TWO (in USD million)

EIF Phase	Annual Report Category	2008-19	2020	Grand Total
EIF Phase One	LDC Implementation	96.64	(0.89)	95.75
	Agency Implementation	33.98	(0.06)	33.92
	Other implementing entity	11.32	(0.37)	10.95
	Global Activities	5.32	(0.06)	5.26
	ES	26.50	-	26.50
	TFM	20.52	-	20.52
	Trust Fund Management Transaction Fee 0.75%	1.46	(0.01)	1.45
EIF Phase One Total		**195.74**	**(1.39)**	**194.35**
EIF Phase Two	LDC Implementation	25.77	11.20	36.97
	Agency Implementation	3.58	3.50	7.08
	Other implementing entity	2.00	1.51	3.51
	Global Activities	1.07	1.85	2.92
	ES	11.88	4.01	15.89
	TFM	4.23	2.01	6.24
	Trust Fund Management Transaction Fee 0.75%	0.36	0.18	0.54
EIF Phase Two Total		**48.89**	**24.26**	**73.15**
Grand Total (EIF Phases One and Two)		**244.63**	**22.87**	**267.50**

NB: Figures in parentheses represent refunds from completed projects and activities from EIF Phase One.

FIGURE 1.
EIF Phase Two funds available for allocation
(in USD million, as of 31 December 2020)

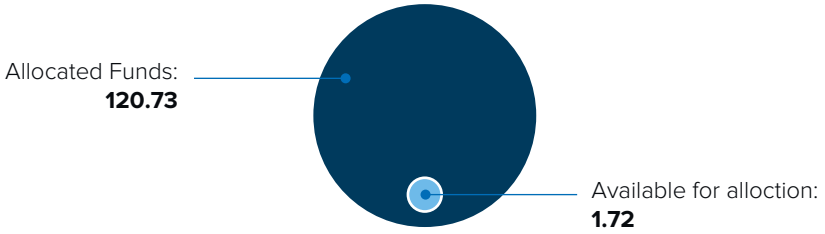

Transparency and accountability

TFM fiduciary safeguards

In line with its mandate and its terms of reference for EIF Phase Two, the TFM continued, over the reported year, to provide fiduciary oversight and ensure the safeguard of EIF funds, to the extent possible through virtual means despite the challenges and limitations caused by the COVID-19 crisis across the world. The results of monitoring the use of EIF resources are shared with the ES as part of the regular ES/TFM coordination; with the EIF Donors individually as part of *ad hoc* reporting; and with the EIF Board as required during the EIF Board meetings. The main TFM safeguard and oversight tools, which were fully implemented virtually in 2020, include the Fiduciary Capacity Assessment of MIEs and the review of new proposals by the TFM Project Review Committee (PRC), start-up facilitation missions, the review of quarterly financial reports and key fiduciary issues related to human resources, procurement, audits and reporting of delays. The TFM further undertook eight virtual Fiduciary Maturity Assessments during the year to check the status of the fiduciary capacity in the governments' MIEs and provide them with targeted support to enhance their fiduciary capacity.

Project pre-approval and approval process

In 2020, the ES and the TFM submitted to the EIF Board (or to its delegated authority) 29 project proposals for approval. These proposals are broken down as follows: (i) 13 Tier 1 projects; (ii) 8 Tier 2 projects; (iii) 7 regional projects; and (iv) 1 combined project.

Overall accountability performance

The TFM has developed a set of tools to address the accountability requirements of the EIF principles (country ownership, partnerships and demand-driven and participatory approaches) with international financial and fiduciary principles (accountability, transparency, efficiency and effectiveness). Below is a description of the achievements during 2020 to ensure compliance with the exigencies of these two normative building blocks.

TFM reporting mechanism

The TFM reporting framework for 2020 addresses the EIF Board, the EIF Donors, the LDCs and the ES counterparts. Based on the Compendium for EIF Phase Two 2016-2022 and its accountability requirements, the TFM provides the following reports:

- Capacity assessment reports and PRC minutes[25]: For all project proposals, a Capacity Assessment Virtual Mission (or in the case of partner agency implementation, a desk review) is undertaken to review the institutional, operational and fiduciary implementation capacities of the MIEs. During the year, five such assessments took place. Topics covered included human resources and administrative management capacity; financial management; procurement; internal control systems; and the work plan/monitoring and evaluation systems. Finally, a PRC is undertaken for every proposal, and its report summarizes the TFM conclusions and recommendations for submission or not to the EIF Board for consideration.

- Financial reports: The TFM issues four quarterly interim financial reports and one annual certified financial statement of the EIFTF financial situation. Additional and specific reports are submitted during the year upon request from the EIF Donors, the ES or other stakeholders.

- Narrative annual progress reports: The TFM submitted jointly with the ES to the EIF Board and its constituency the progress report for 2019, adding to the previous 12 reports since the EIF Phase One inception. These reports included global results and operational reports, as well as the financial and fiduciary status of the EIF.

- Ad hoc reports: In 2020, several ad hoc reports were provided to EIF Donors (the EU, Germany and the United Kingdom). In addition, inputs were provided for the OECD DAC annual report.

National MIE[26] reporting status

Overall, the reporting process by the national MIEs is in accordance with the reporting calendars and the EIF reporting formats in the MOUs. The national MIEs must submit quarterly financial reports and semi-annual and annual narrative/technical reports to the TFM and the ES, in addition to final reports as applicable.

The quality of the financial reports continues to improve as a result of the regional workshops and on-the-job capacity strengthening undertaken by the TFM. Furthermore, the TFM has improved its monitoring of the EIF Board guidelines on reporting delays by the MIEs. Narrative reports have mostly been received in a timely manner (at least for the draft versions), though there were sometimes quality issues and slight delays in submitting the final reports. The TFM reports the delays to the EIF Board on an annual basis. The last report was presented to the EIF Board's virtual meeting in November 2020.

Agency and other MIE reporting status

With respect to the Agencies' and other MIEs' reporting status, the reports were submitted as per the reporting obligations noted in the corresponding

legal agreements. The TFM continued to encounter delays and quality issues in both financial and narrative reports from the Agencies. However, due to repeated reminders and regular partnership reviews instituted by the ES and the TFM, the Agencies improved on their submissions over 2020, particularly with regard to refunds of unspent money from completed projects when required.

Auditing practices

All the MIEs for EIF projects, government entities or others must submit annual audited accounts as stated in the respective agreements signed with the TFM. Audit mechanisms have been activated in all the LDCs implementing Tier 1 or Tier 2 projects, as per the respective MOUs, and internal or external audit reports are undertaken after one full year of project implementation. As per Table 5 below, since the inception of EIF Phase One, 418 audit reports have been completed, including 36 in 2020. As of 31 December 2020, 19 reports were under preparation, and 17 reports were pending. The TFM, in collaboration with the ES, is implementing the EIF Board-approved escalation criteria for negative audit findings.

Database and information system

The EIF Knowledge Hub continues to serve as a core source of information to the EIF in general and the TFM in particular. The Hub feeds information to the MIS and the EIF website. As a living tool, the Hub is continuously improved and adapted to EIF needs. One of the major changes during the year was the complete transfer of Hub codes and its maintenance from ASSIST, the Guatemala-based company, to the ICT facility of the United Nations Office for Project Services in Valencia, Spain. This move, in addition to further improving the security of the system, has also ended the dependency on an external party for bringing changes and improvements to the system. The system has been regularly updated to address additional needs identified by the users.

TABLE 5: STATUS OF AUDIT REPORTS

Status of Audit Reports	2008-19	2020	Total
Completed	382	36	418
In progress (audit due and started)	4	15	19
Pending (audit due but not started)	4	13	17
Total	**390**	**64**	**454**

©EIF/Ollivier Girard

4 Annexes

Results by indicator

©EIF/Ollivier Girard

Impact Level Indicators

A – LDC share of non-oil exports (%)

At 0.8%, the LDCs' share in non-oil merchandise exports has remained static for three years after trending upward between 2010 and 2017. The data for 2020 are provisional estimates.

Source: WTO Secretariat.

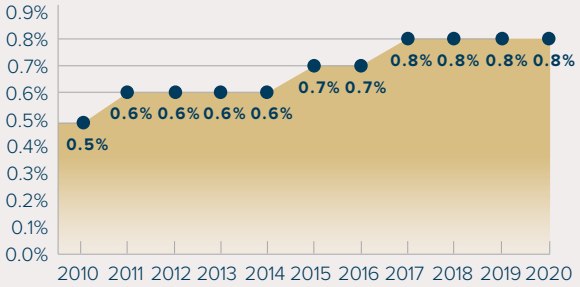

B – Value of trade from the LDCs (USD billion)

Preliminary estimates for 2020 indicate that overall trade values for the LDCs have fallen sharply over the year, with services exports from the main exporters falling by 39% over the year.

Source: WTO Secretariat.

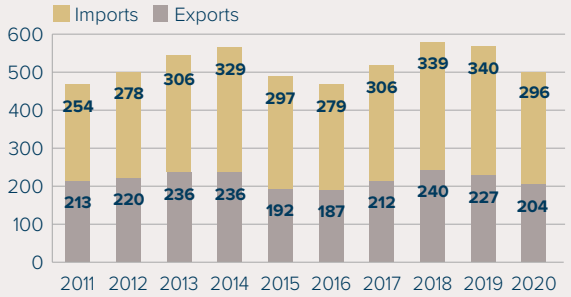

C – Aid for Trade (AfT) flows to the LDCs

AfT flows to the LDCs increased marginally from USD 13.6 billion in 2017 to USD 13.9 billion in 2019.

Source: WTO Secretariat/OECD.

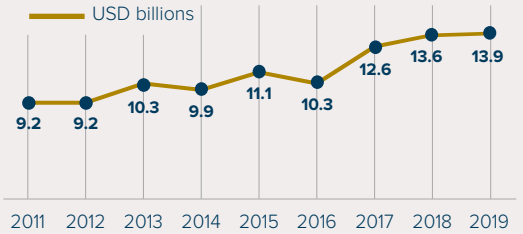

D – Foreign Direct Investment (FDI) in the LDCs (USD billion)

In 2019 FDI inflows to the LDCs decreased to USD 21 bn, the latest year for which data are available.

Source: World Investment Report, UNCTAD.

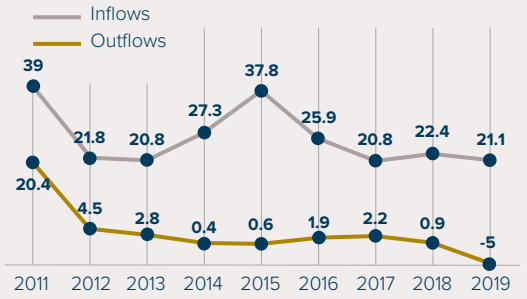

E – Human Development Index (HDI) in the LDCs

The average HDI score for the LDCs continues to increase at a marginal rate to reach 0.538 in 2019 (the latest year for which data are available).

Source: Human Development Report 2020, UNDP.

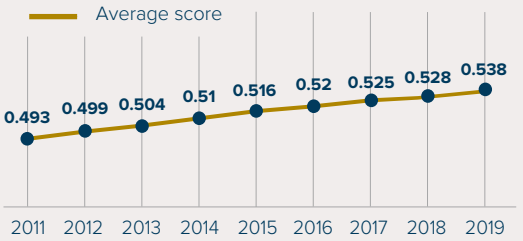

Outcome 1– Improved trade environment conducive for inclusive and sustainable growth of the LDCs

1.a. – Number of EIF Countries with trade integrated into their National Development Plan

With one new addition for 2020, 46 EIF Countries have now integrated trade into their NDP. The 2019 figure has been revised upwards from 44 to 45.

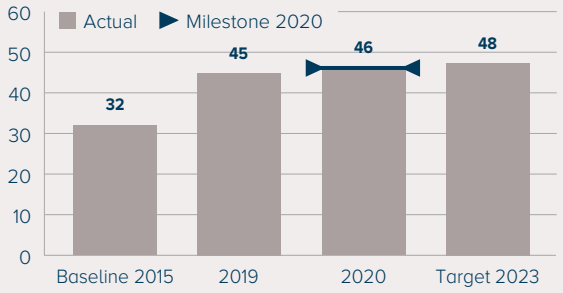

1.b. – Number of EIF Countries with effective trade coordination mechanisms

Trade coordination mechanisms bring together key stakeholder groups to discuss trade issues. With one additional country in 2020, 45 EIF Countries report trade coordination mechanisms.

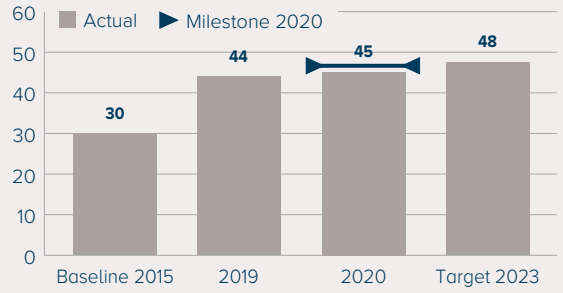

1.c. – Number of EIF Countries with sector-specific strategies integrating trade

45 EIF Countries, including one new country in 2020 report having sector strategies incorporating trade.

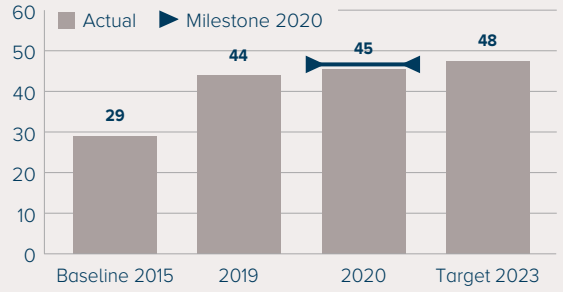

Output 1 – Improved evidence-based policy and regulatory frameworks for trade and investment

1.1.a. – Number of quality trade and investment policies formulated and updated with support from the EIF

46 trade and investment policies, with two new in 2020 have been formulated or updated across the programme with support from the EIF.

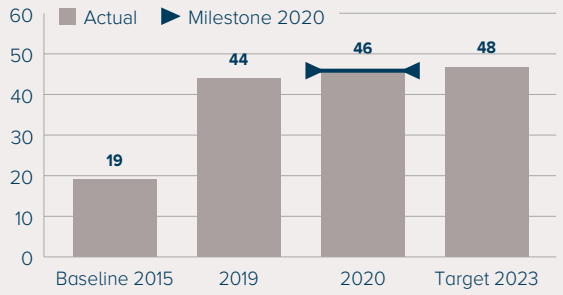

1.1.b. – Number of actions undertaken for improved legislation and participation in trade-related fora

397 actions, including 66 in 2020 have been undertaken to support the trade environment in EIF Countries.

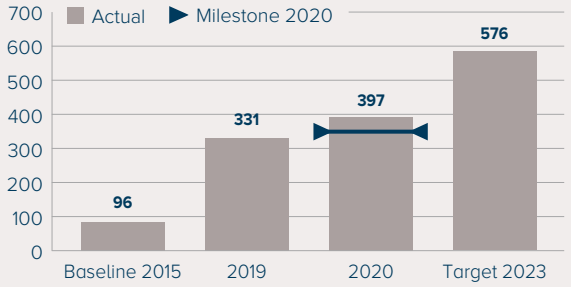

1.1.c. – Number of DTISs developed through EIF support

46 DTISs, with one additional in 2020 have been developed with support from the EIF.

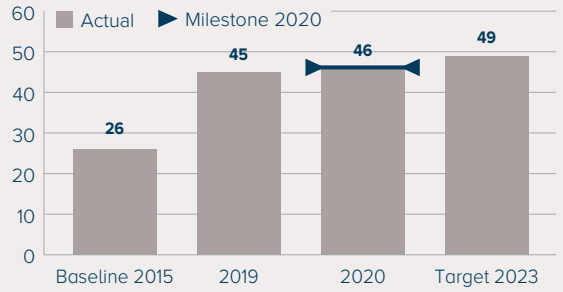

1.1.d. – Number of trade and investment-related regulations adopted

44 trade and/or investment-related regulations have been adopted, including eight in 2020. The cumulative figure to 2019 has been revised upwards through the capture of historical data.

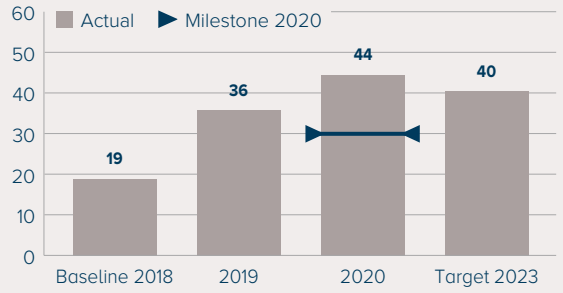

Output 2 – Strengthened institutional coordination for trade development and investment

1.2.a. – Number of EIF Countries with National Implementation Units integrated into the government system

40 EIF Countries, including five more in 2020 have integrated AfT coordination and trade main-streaming teams into government structures.

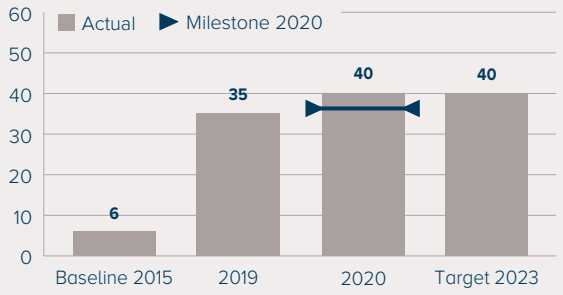

1.2.b. – Number of EIF Countries with quality functioning public-private coordination mechanisms

45 EIF Countries, up by one from 2019 report mechanisms supporting dialogue between governments and the private sector.

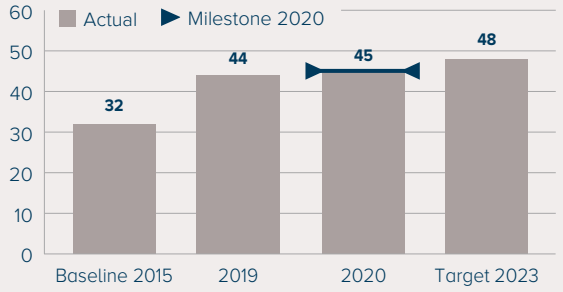

1.2.c. – Number of EIF Countries with quality government-donor dialogue mechanisms on trade and investment related matters

43 EIF Countries, including two additional countries in 2020 report having mechanisms in place to facilitate ongoing dialogue on Aid for Trade.

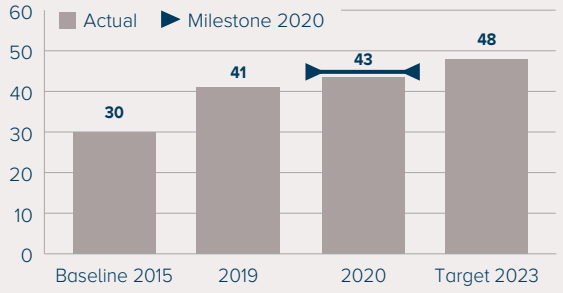

Output 3 – Enhanced capacities for policy formulation and implementation

1.3.a. – Number of public officials (disaggregated by gender and age) trained in investment and trade-related areas

Over 18,000 public officials (3,997 in 2020) have attended EIF training sessions. 42% of the people trained were women.

Note: The chart shows the cumulative total of male and female participants. Youth are included for illustrative purposes and do not contribute to the cumulative total.

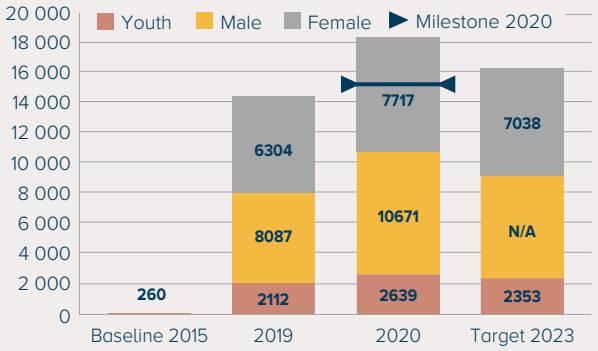

1.3.b. – Number of private sector and civil society representatives (disaggregated by gender and age) trained in investment and trade-related areas to participate in the national trade agenda

Over 18,500 people (5,351 in 2020) from the private sector and civil society have participated in EIF training sessions. 46% of those trained have been women.

Note: The chart shows the cumulative total of male and female participants. Youth are included for illustrative purposes through do not contribute to the cumulative total.

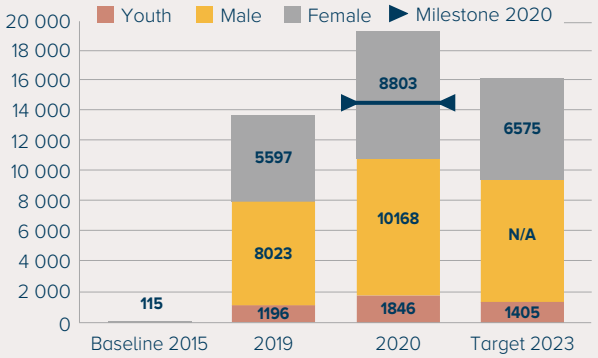

1.3.c. – Number of EIF Countries with investment and trade-related information dissemination tools for different stakeholders

42 EIF Countries have investment and trade-related information dissemination tools, with three additional countries in 2020.

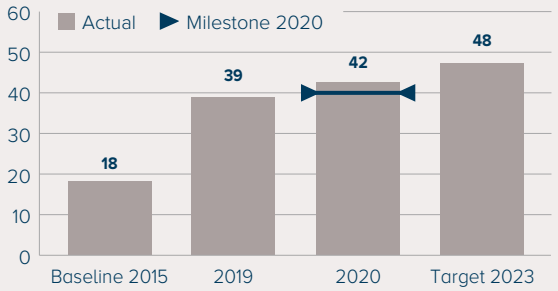

Outcome 2 – Increased exports and access to international markets for the LDCs

2.a. – Volume of production generated through EIF interventions (tonnes)

More than 1.8 million MT of production have been generated in EIF Countries with support from the EIF. Sector-wide or national level support is captured as indirect support (175,912 MT in 2020), and production from specific EIF beneficiary groups as direct support (3,151 MT in 2020). 2019 figures have been revised upwards.

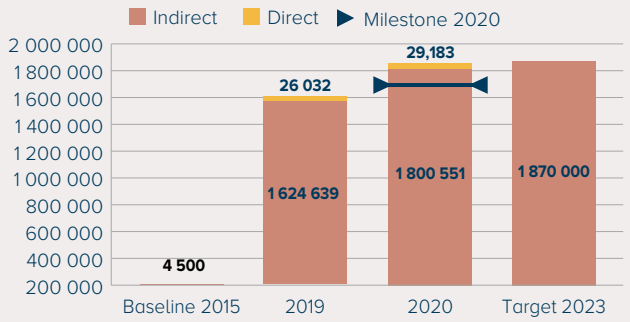

2.b. – Value of exports generated through EIF interventions (in USD)

USD 2.07 billion of exports have been generated with the support of EIF interventions. Indirect exports (28.7 million in 2020) refer to results from projects where the EIF provided sector-wide or national level support, and direct exports (4.8 million in 2020) are exports generated from specific beneficiaries that had received support from the EIF. 2019 figures have been revised upwards.

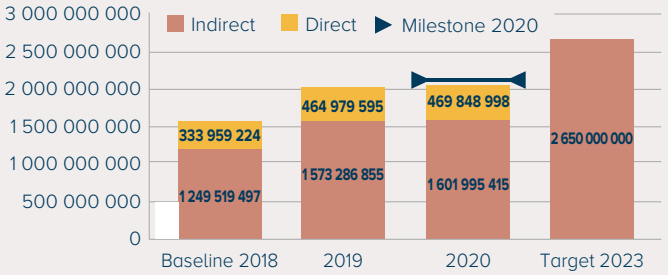

2.c. – Number of new international markets accessed with support from the EIF

Over 159 new market linkages have been established, including 37 in 2020.

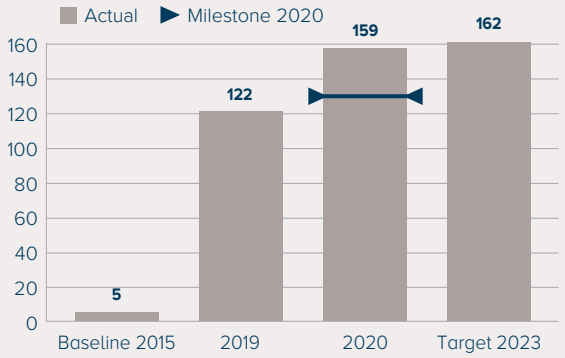

Output 1 – Improved participation of the EIF Countries in strategic value chains for increased connectivity to markets

2.1.a. – Total number of people trained in value chain practices (disaggregated by gender and age) through participation in EIF capacity-building initiatives

Over 148,000 people have participated in value chain training to date, with an additional 9,625 in 2020.

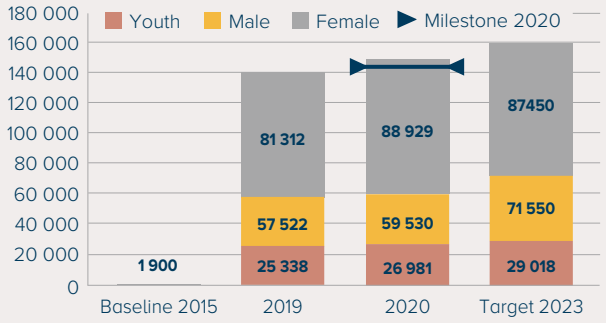

2.1.b. – Number of awareness-raising activities conducted on gender and the environment

70 awareness-raising activities on gender have been conducted, including 11 in 2020. 44 actions with environmental awareness benefits (14 in 2020) have been undertaken.

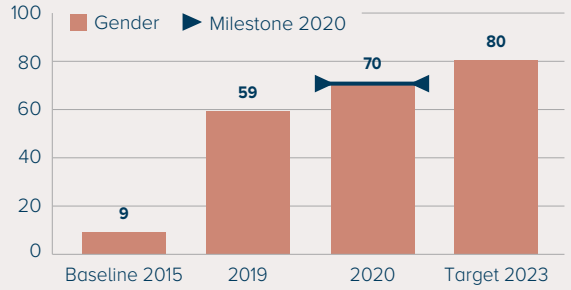

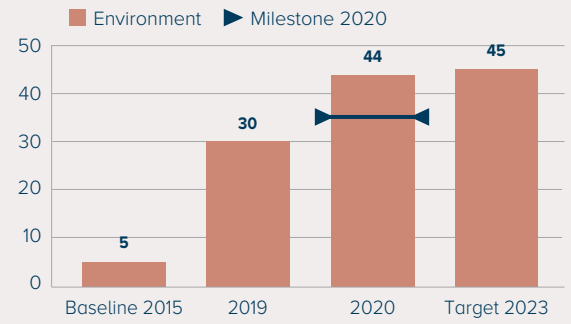

2.1.c. – Percentage of women directly benefitting from EIF-funded productive sector projects

With the additional contribution from 2020, 56% of beneficiaries in productive sector projects are women.

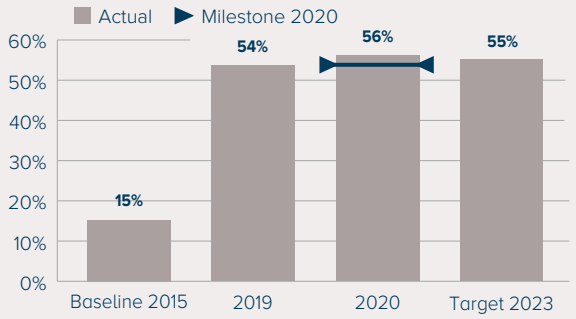

Output 1 – Improved participation of the EIF Countries in strategic value chains for increased connectivity to markets

2.1.d. – Number of producer associations trained in value chain practices

Over 3,000 producer associations have been trained through EIF interventions.

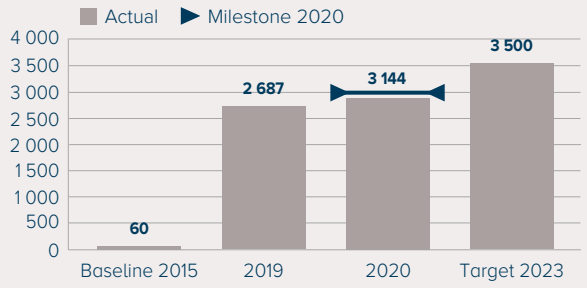

2.1.e. – Number of people (disaggregated by gender) participating in trade fairs related to market connectivity

1,389 people (52% women) have participated in trade fairs through EIF support, including 38 additional in 2020.

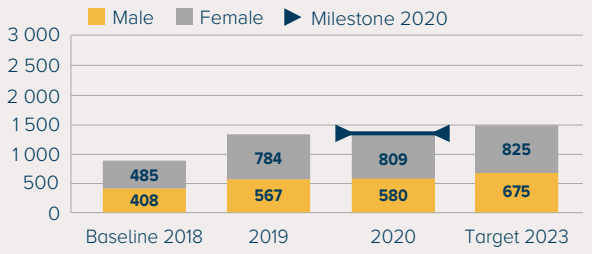

2.1.f. – Number of trade facilitation initiatives undertaken with EIF support

At least 74 actions related to trade facilitation have been undertaken, including 21 in 2020.

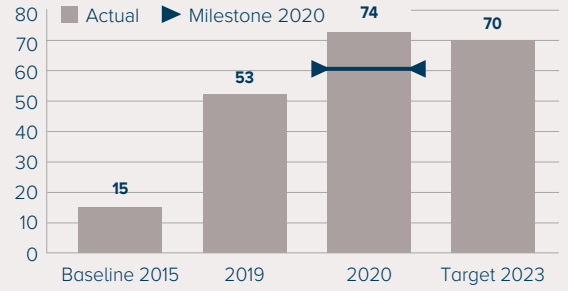

2.1.g. – Number of MSMEs supported by EIF projects

Over 13,000 MSMEs are estimated to have received support from the EIF to date. 2019 figures have been revised upwards.

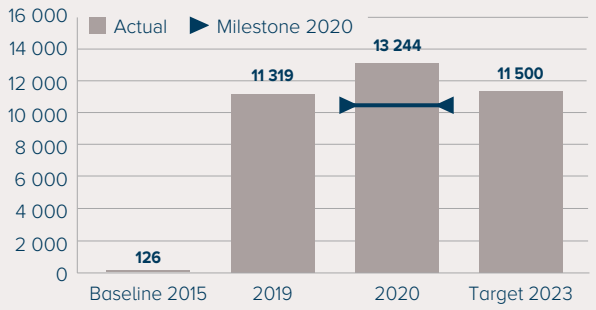

Output 2 – Improved technology use in production and services in selected value chains

2.2.a. – Number of e-commerce initiatives undertaken

62 actions to support e-commerce development have been undertaken, including 19 in 2020.

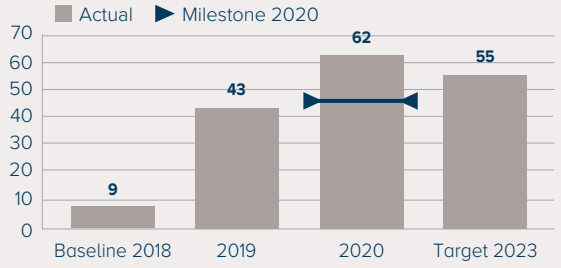

2.2.b. – Number of new technologies adopted through EIF support

74 new technologies have been adopted through EIF-supported projects, including 11 in 2020.

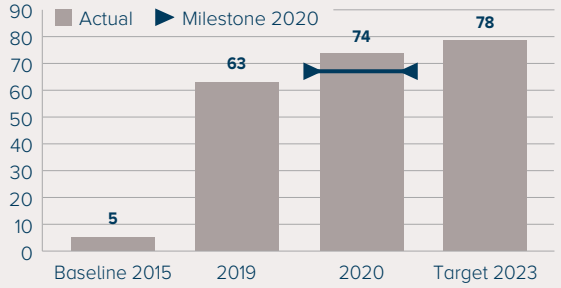

2.2.c. – Number of people (disaggregated by gender) adopting new technology through EIF capacity-building initiatives

Over 27,000 people (with the additional contribution of over 3,000 in 2020) have adopted new technologies through EIF interventions.

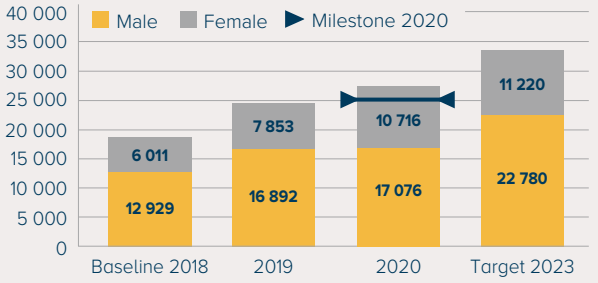

Output 3 – Support to the EIF Countries to leverage (directly and indirectly) additional resources

2.3.a. – Number of actions undertaken by EIF partners (Agencies/Main Implementing Entities) in support of leveraging finance and expertise

430 actions to generate further resources for AfT have been undertaken in EIF Countries, including 26 in 2020.

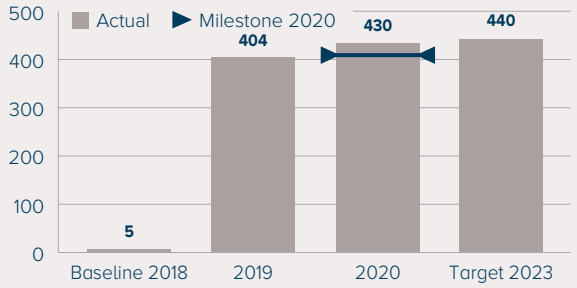

2.3.b. – Number of projects funded by development partners (Donors/ Agencies/development banks) related to the Action Matrix of the Diagnostic Trade Integration Study

242 projects are targeting DTIS priorities in EIF Countries.

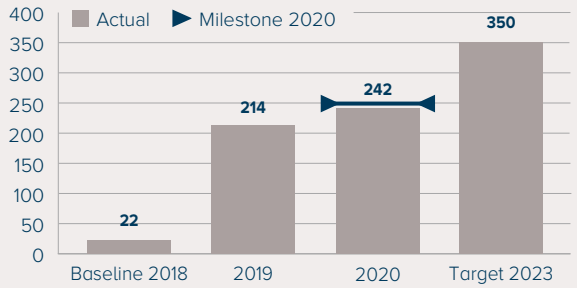

2.3.c. – Number of EIF projects leveraging private sector resources

34 EIF projects have leveraged private sector resources during EIF Phase Two, including 11 projects with private sector co-financing.

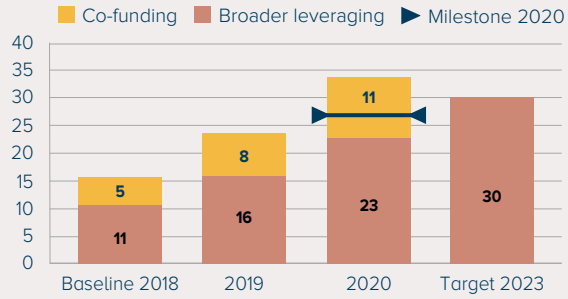

2.3.d. – Number of EIF projects receiving additional funding from governments and development partners

92 EIF projects include additional contributions from governments and development partners (either cash or in-kind contributions), with an additional 23 in 2020).

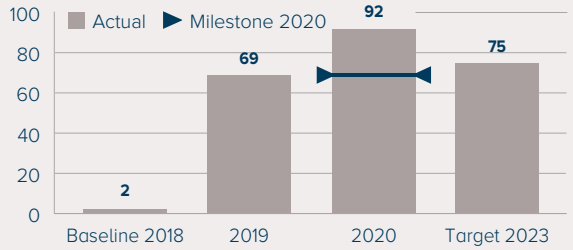

Institutional capacity-building projects

As of 31 December 2020, in USD

COUNTRY NAME	PROJECT	MIE	INITIAL APPROVAL DATE	EIF PHASE ONE	EIF PHASE TWO	GRAND TOTAL
Afghanistan	Pre-Diagnostic Trade Integration Study	Government	22-Sep-10	50,000		50,000
	Diagnostic Trade Integration Study (DTIS)	World Bank (WB)	8-Oct-08	400,000		400,000
	DTIS Update (DTISU)*	WB	14-Dec-20		200,000	200,000
	EIF National Implementation Arrangements (NIA) Support (Tier 1 Phase 1)	Government	22-Dec-16		12,560	12,560
	NIA Support - Repackaged*	Government	31-Mar-20		687,600	687,600
Afghanistan Total				**450,000**	**900,160**	**1,350,160**
Angola	DTIS Update*	WB	13-Mar-20		300,000	300,000
Angola Total					**300,000**	**300,000**
Bangladesh	Pre-DTIS	Government	22-Sep-10	50,000		50,000
	DTIS	WB	25-Mar-11	460,000		460,000
	DTISU*	Government	28-Mar-19		199,230	199,230
	NIA Support (Tier 1 Phase 1)	Government	28-Aug-15	300,000		300,000
	NIA Support (Tier 1 Phase 1 - Years 2 and 3)*	Government	27-Jun-18		600,000	600,000
Bangladesh Total				**810,000**	**799,230**	**1,609,230**
Benin	DTISU	WB	11-Aug-11	196,353		196,353
	NIA Support (Tier 1 Phases 1 and 2)	Government	11-Aug-11	1,499,991		1,499,991
	Sustainability Support*	Government	21-Dec-18		300,000	300,000
Benin Total				**1,696,344**	**300,000**	**1,996,344**

COUNTRY NAME	PROJECT	MIE	INITIAL APPROVAL DATE	EIF PHASE ONE	EIF PHASE TWO	GRAND TOTAL
Bhutan	Pre-DTIS	Government	15-Jan-10	50,000		50,000
	DTIS	United Nations Development Programme (UNDP)	24-Mar-11	400,000		400,000
	DTISU*	UNDP	11-Sep-19		200,000	200,000
	NIA Support (Tier 1 Phase 1)	Government	14-Jun-13	900,053		900,053
	NIA Support (Tier 1 Phase 2)*	Government	7-Dec-17		600,000	600,000
Bhutan Total				**1,350,053**	**800,000**	**2,150,053**
Burkina Faso	DTISU	WB	6-Feb-13	191,322		191,322
	NIA Support (Tier 1 Phases 1 and 2)	Government	22-Nov-10	1,465,002		1,465,002
	Mainstreaming Support	United Nations Conference on Trade and Development (UNCTAD)	15-Dec-15	70,621		70,621
	Sustainability Support	Government	22-Dec-16		300,000	300,000
Burkina Faso Total				**1,726,945**	**300,000**	**2,026,945**
Burundi	DTISU	WB	12-Feb-10	198,268		198,268
	DTISU*	Government	27-Jul-20		250,000	250,000
	NIA Support (Tier 1 Phases 1 and 2)	Government	12-Feb-10	1,499,476		1,499,476
	Sustainability Support*	Government	1-May-18		300,000	300,000
Burundi Total				**1,697,745**	**550,000**	**2,247,745**
Cabo Verde	DTISU*	Government	19-Sep-12	200,000		200,000
	NIA Support (Tier 1 Phase 1)	Government	23-Nov-11	900,000		900,000
	NIA Support (Tier 1 Phase 2)*	Government	4-May-16		594,344	594,344
Cabo Verde Total				**1,100,000**	**594,344**	**1,694,344**
Cambodia	DTISU	UNDP	29-Sep-09	194,355		194,355
	DTISU	Government	23-Apr-18		185,756	185,756
	NIA Support (Tier 1 Phases 1 and 2)	Government	29-Sep-09	1,288,392		1,288,392
	Sustainability Support	Government	22-Dec-16		201,192	201,192
	E-Commerce Strategy Formulation*	Government	12-Feb-19		126,600	126,600
Cambodia Total				**1,482,747**	**513,549**	**1,996,296**

COUNTRY NAME	PROJECT	MIE	INITIAL APPROVAL DATE	EIF PHASE ONE	EIF PHASE TWO	GRAND TOTAL
Central African Republic	DTISU	UNDP	12-May-10	29,455		29,455
	NIA Support (Tier 1 Phase 1)	Government	12-May-10	900,000		900,000
	NIA Support (Tier 1 Phase 2)*	Government	26-Mar-18		590,858	590,858
Central African Republic Total				**929,455**	**590,858**	**1,520,313**
Chad	DTISU	UNDP	9-Jun-11	367,000		367,000
	NIA Support (Tier 1 Phases 1 and 2)	Government	9-Jun-11	1,500,000		1,500,000
	NIA Support through International Trade Advisors (ITAs)	United Nations Office for Project Services (UNOPS)	9-Jun-11	730,541		730,541
	Sustainability Support	Government	18-Dec-17		297,028	297,028
Chad Total				**2,597,541**	**297,028**	**2,894,569**
Comoros	DTISU	UNDP	25-Jan-11	256,791		256,791
	NIA Support (Tier 1 Phase 1)	UNDP	25-Jan-11	900,000		900,000
	NIA Support (Tier 1 Phase 2)	Government	2-Jun-14	599,650		599,650
	Sustainability Support	Government	21-Apr-17		299,543	299,543
	Mainstreaming Support	Government	31-Aug-17		199,933	199,933
Comoros Total				**1,756,441**	**499,476**	**2,255,917**
Congo, Democratic Republic of the	Pre-DTIS	Government	15-Jan-10	49,841		49,841
	DTIS	WB	8-Oct-08	400,000		400,000
	DTISU	UNCTAD	15-May-18		198,810	198,810
	NIA Support (Tier 1 Phases 1 and 2)	Government	31-May-11	1,500,159		1,500,159
	NIA Support through ITA - Tier 1 Phase 1	UNDP	31-May-11	252,520		252,520
	NIA Support through ITA - Tier 1 Phase 2	UNDP	9-Dec-15	75,193		75,193
	Sustainability Support*	Government	31-May-18		300,000	300,000
Congo, Democratic Republic of the Total				**2,277,713**	**498,810**	**2,776,523**

COUNTRY NAME	PROJECT	MIE	INITIAL APPROVAL DATE	EIF PHASE ONE	EIF PHASE TWO	GRAND TOTAL
Djibouti	DTISU	UNCTAD	1-Jun-11	196,529		196,529
	NIA Support (Tier 1 Phases 1 and 2)	Government	1-Jun-11	1,381,375		1,381,375
	NIA Support through ITA	UNOPS	1-Jun-11	642,592		642,592
	Sustainability Support*	Government	12-Mar-18		300,000	300,000
Djibouti Total				**2,220,496**	**300,000**	**2,520,496**
Equatorial Guinea	Pre-DTIS	Government	1-Feb-17		50,000	50,000
	DTIS	WB	29-Jun-17		285,000	285,000
	NIA Support (Tier 1 Phase 1)*	UNDP	11-Oct-18		898,560	898,560
Equatorial Guinea Total					**1,233,560**	**1,233,560**
Ethiopia	DTISU	UNCTAD	9-Sep-14	390,058		390,058
	NIA Support through ITA	World Trade Organization	16-Sep-14	49,963		49,963
	NIA Support - Phase 1 (Years 1 and 2) - EIF Phase One	Government	26-Mar-14	625,000		625,000
	NIA Support (Tier 1 Phase 2 - Year 3 Balance from EIF Phase One; and Tier 1 Phase 2)*	Government	21-Nov-18		575,000	575,000
Ethiopia Total				**1,065,021**	**575,000**	**1,640,021**
Gambia, The	DTISU	UNCTAD	15-Dec-09	193,559		193,559
	NIA Support (Tier 1 Phases 1 and 2)	Government	15-Dec-09	1,500,000		1,500,000
	Mainstreaming Support	UNCTAD	4-Nov-15	89,409		89,409
	Sustainability Support*	Government	2-Jun-17		300,000	300,000
	Aflatoxin Mitigation Programme (Pilot Project)*	Government	31-May-18		50,000	50,000
	Trade and Digital Economy Assessment*	Government	22-Oct-20		99,715	99,715
Gambia, The Total				**1,782,969**	**449,715**	**2,232,684**

COUNTRY NAME	PROJECT	MIE	INITIAL APPROVAL DATE	EIF PHASE ONE	EIF PHASE TWO	GRAND TOTAL
Guinea	DTISU	WB	23-Nov-11	278,476		278,476
	NIA Support (Tier 1 Phases 1 and 2)	Government	23-Nov-11	1,500,000		1,500,000
	Sustainability Support*	Government	12-Jun-18		300,000	300,000
Guinea Total				**1,778,476**	**300,000**	**2,078,476**
Guinea-Bissau	DTISU	UNDP	22-Nov-10	199,435		199,435
	NIA Support (Tier 1 Phases 1 and 2)	Government	22-Nov-10	1,500,000		1,500,000
	NIA Support through ITA	UNDP	10-Sep-14	205,610		205,610
	Sustainability Support*	Government	14-Feb-18		300,000	300,000
Guinea-Bissau Total				**1,905,045**	**300,000**	**2,205,045**
Haiti	Pre-DTIS	Government	15-Oct-10	50,000		50,000
	DTIS	WB	11-Aug-11	294,953		294,953
	NIA Support (Tier 1 Phase 1)	Government	17-Dec-12	900,000		900,000
	NIA Support (Tier 1 Phase 2)	Government	28-Jul-17		600,000	600,000
	Feasibility Study - Agriculture Sector*	International Trade Centre (ITC)	20-Dec-19		196,013	196,013
	Sustainability Support*	Government	22-Apr-20		300,000	300,000
Haiti Total				**1,244,953**	**1,096,013**	**2,340,966**
Kiribati	DTISU**	UNDP	18-Jun-15	-		-
	NIA Support (Tier 1 Phase 1 - Years 1 and 2)	UNDP	18-Jun-15	600,000		600,000
	NIA Support (Tier 1 Phase 1 - Year 3)	UNDP	28-May-18		299,925	299,925
	NIA Support - (Tier 1 - Phase 2)*	UNDP	29-Jul-20		600,000	600,000
Kiribati Total				**600,000**	**899,925**	**1,499,925**
Lao PDR	DTISU	Government	29-Oct-10	390,484		390,484
	DTISU*	Government	20-Dec-19		200,000	200,000
	NIA Support (Tier 1 Phases 1 and 2)	Government	26-Jan-10	1,446,260		1,446,260
	Mainstreaming Support	Government	28-Oct-14	198,496		198,496
Lao PDR Total				**2,035,240**	**200,000**	**2,235,240**

COUNTRY NAME	PROJECT	MIE	INITIAL APPROVAL DATE	EIF PHASE ONE	EIF PHASE TWO	GRAND TOTAL
Lesotho	DTISU	USAID	26-Jan-10	160,000		160,000
	NIA Support (Tier 1 Phases 1 and 2)	Government	26-Jan-10	1,296,857		1,296,857
	Trade Mainstreaming - National Trade Policy*	ITC	28-Mar-19		177,138	177,138
	Sustainability Support*	UNDP	13-Sep-19		299,754	299,754
Lesotho Total				**1,456,857**	**476,892**	**1,933,749**
Liberia	DTISU	WB	22-Oct-09	199,640		199,640
	NIA Support (Tier 1 Phases 1 and 2)	Government	22-Oct-09	1,499,900		1,499,900
	Sustainability Support*	Government	11-Dec-18		300,000	300,000
Liberia Total				**1,699,540**	**300,000**	**1,999,540**
Madagascar	Pre-DTIS	Government	17-Jun-14	49,677		49,677
	DTISU	WB	23-Jul-13	223,840		223,840
	NIA Support (Tier 1 Phase 1)*	Government	7-Nov-16		900,000	900,000
Madagascar Total				**273,517**	**900,000**	**1,173,517**
Malawi	DTISU	WB	23-Sep-09	199,080		199,080
	NIA Support (Tier 1 Phase 1)	Government	23-Sep-09	899,250		899,250
	NIA Support (Tier 1 Phase 2)	Government	11-Jul-16		593,173	593,173
	Sustainability Support*	Government	28-Jun-19		300,000	300,000
	Cotton By-Products*	UNCTAD	27-Nov-20		50,168	50,168
Malawi Total				**1,098,330**	**943,341**	**2,041,671**
Maldives	NIA Support (Tier 1 Phases 1 and 2)	Government	22-Dec-10	1,495,522		1,495,522
Maldives Total				**1,495,522**		**1,495,522**
Mali	DTISU	UNCTAD	14-Jul-10	200,000		200,000
	NIA Support (Tier 1 Phases 1 and 2)	Government	14-Jul-10	1,449,378		1,449,378
	Sustainability Support*	Government	19-Nov-19		300,000	300,000
Mali Total				**1,649,378**	**300,000**	**1,949,378**

COUNTRY NAME	PROJECT	MIE	INITIAL APPROVAL DATE	EIF PHASE ONE	EIF PHASE TWO	GRAND TOTAL
Mauritania	DTISU	WB	8-Sep-14	400,000		400,000
	NIA Support (Tier 1 Phase 1)*	Government	23-Nov-17		899,875	899,875
Mauritania Total				**400,000**	**899,875**	**1,299,875**
Mozambique	DTISU	UNCTAD	26-Oct-12	195,755		195,755
	NIA Support (Tier 1 Phase 1)	Government	12-Mar-12	600,000		600,000
	NIA Support through ITA	UNDP	12-Mar-12	184,150		184,150
	NIA Support (Tier 1 Phase 2)	Government	7-Dec-18		600,000	600,000
Mozambique Total				**979,905**	**600,000**	**1,579,905**
Myanmar	Pre-DTIS	Government	11-Dec-13	50,000		50,000
	DTIS	WB	18-Jun-14	340,050		340,050
	NIA Support (Tier 1 Phase 1 - Years 1 and 2)	Government	9-Jun-15	600,000		600,000
	NIA Support (Tier 1 Phase 1 - Year 3)	Government	6-Apr-18		293,613	293,613
Myanmar Total				**990,050**	**293,613**	**1,283,663**
Nepal	DTISU	Government	19-Jun-14	86,448		86,448
	NIA Support (Tier 1 Phases 1 and 2)	Government	15-Mar-10	941,687		941,687
	NIA Support - Repackaged*	Government	29-Mar-19		382,980	382,980
Nepal Total				**1,028,135**	**382,980**	**1,411,115**
Niger	DTISU	UNCTAD	26-Jan-11	193,144		193,144
	NIA Support (Tier 1 Phases 1 and 2)	Government	26-Jan-11	1,500,000		1,500,000
	Sustainability Support*	Government	31-May-18		300,000	300,000
Niger Total				**1,693,144**	**300,000**	**1,993,144**
Rwanda	NIA Support (Tier 1 Phases 1 and 2)	Government	23-Sep-09	1,634,400		1,634,400
	Sustainability Support*	Government	12-Jun-18		300,000	300,000
Rwanda Total				**1,634,400**	**300,000**	**1,934,400**
Samoa	DTISU	Government	8-Oct-12	156,469		156,469
	NIA Support (Tier 1 Phase 1)	Government	8-Oct-12	898,682		898,682
Samoa Total				**1,055,151**		**1,055,151**

COUNTRY NAME	PROJECT	MIE	INITIAL APPROVAL DATE	EIF PHASE ONE	EIF PHASE TWO	GRAND TOTAL
Sao Tome and Principe	DTISU	WB	26-Apr-12	173,705		173,705
	NIA Support (Tier 1 Phase 1)*	Government	24-Jun-19		900,000	900,000
Sao Tome and Principe Total				**173,705**	**900,000**	**1,073,705**
Senegal	DTISU	UNCTAD	24-Nov-11	195,734		195,734
	NIA Support (Tier 1 Phase 1)	Government	24-Nov-11	900,000		900,000
	NIA Support (Tier 1 Phase 2)	Government	23-Jun-16		600,000	600,000
	Trade Mainstreaming*	Government	11-Jun-18		200,000	200,000
	Sustainability Support*	Government	23-May-19		300,000	300,000
Senegal Total				**1,095,734**	**1,100,000**	**2,195,734**
Sierra Leone	DTISU	WB	1-Jul-09	199,873		199,873
	NIA Support (Tier 1 Phases 1 and 2)	Government	2-Jul-09	1,408,859		1,408,859
	Sustainability Support*	Government	27-May-19		298,500	298,500
Sierra Leone Total				**1,608,732**	**298,500**	**1,907,232**
Solomon Islands	DTISU**	Government	11-Oct-17		-	-
	NIA Support (Tier 1 Phases 1 and 2 - Years 1 to 4)	Government	21-Dec-10	1,200,000		1,200,000
	NIA Support (Tier 1 Phase 2 - Year 5)	Government	11-Oct-17		300,000	300,000
Solomon Islands Total				**1,200,000**	**300,000**	**1,500,000**
Somalia	Pre-DTIS	Government	15-Jul-15	50,875		50,875
Somalia Total				**50,875**		**50,875**
South Sudan	Pre-DTIS	Government	10-Dec-13	50,000		50,000
	DTIS	UNDP	24-Jan-13	398,456		398,456
	DTISU*	UNDP	6-Dec-19		200,000	200,000
	Mainstreaming Support	UNDP	15-Aug-17		115,365	115,365
	NIA Support (Tier 1 Phase 1)*	UNDP	13-Dec-17		900,000	900,000
South Sudan Total				**448,456**	**1,215,365**	**1,663,821**

COUNTRY NAME	PROJECT	MIE	INITIAL APPROVAL DATE	EIF PHASE ONE	EIF PHASE TWO	GRAND TOTAL
Sudan	DTISU	WB	23-Apr-13	197,759		197,759
	NIA Support (Tier 1 Phase 1)*	Government	9-May-19		900,000	900,000
Sudan Total				**197,759**	**900,000**	**1,097,759**
Tanzania	DTISU	WB	30-Oct-15	340,466		340,466
	NIA Support (Tier 1 Phase 1)	UNDP	13-May-13	900,000		900,000
Tanzania Total				**1,240,466**		**1,240,466**
Timor-Leste	Pre-DTIS	Government	15-Jan-10	50,000		50,000
	Institutional Capacity Building for Timor-Leste's WTO Accession and Trade Integration*	Government	22-Dec-20		300,000	300,000
Timor-Leste Total				**50,000**	**300,000**	**350,000**
Togo	Pre-DTIS	Government	15-Jan-10	50,000		50,000
	DTIS	WB	8-Oct-08	400,000		400,000
	DTISU	Government	6-Oct-15	200,000		200,000
	NIA Support (Tier 1 Phases 1 and 2)	Government	23-Nov-11	1,500,000		1,500,000
	Cotton By-Products*	UNCTAD	27-Nov-20		50,168	50,168
Togo Total				**2,150,000**	**50,168**	**2,200,168**
Tuvalu	DTISU*	UNDP	14-Dec-12	156,445		156,445
	NIA Support (Tier 1 Phase 1)	UNDP	14-Dec-12	900,000		900,000
	NIA Support (Tier 1 Phase 2)*	UNDP	26-Oct-18		587,702	587,702
Tuvalu Total				**1,056,445**	**587,702**	**1,644,147**
Uganda	DTISU	WB	28-Sep-09	192,592		192,592
	DTISU*	Government	10-Mar-20		194,000	194,000
	NIA Support (Tier 1 Phases 1 and 2)	Government	28-Sep-09	1,495,932		1,495,932
	Sustainability Support	Government	20-Oct-17		300,000	300,000
Uganda Total				**1,688,524**	**494,000**	**2,182,524**

COUNTRY NAME	PROJECT	MIE	INITIAL APPROVAL DATE	EIF PHASE ONE	EIF PHASE TWO	GRAND TOTAL
Vanuatu	DTISU	Government	24-Sep-13	174,782		174,782
	NIA Support (Tier 1 Phase 1)	Government	24-Sep-13	900,000		900,000
	NIA Support (Tier 1 Phase 2)*	Government	19-Dec-17		600,000	600,000
	Smooth Transition Graduation*	Government	17-May-19		95,760	95,760
	Sustainability Support Project*	Government	23-Oct-20		300,000	300,000
	Implementation of an ASYCUDA and UPU CDS Communication Platform*	UNCTAD	7-Dec-20		200,000	200,000
Vanuatu Total				**1,074,782**	**1,195,760**	**2,270,542**
Yemen	DTISU	UNDP	1-Jul-09	237,010		237,010
	NIA Support (Tier 1 Phase 1)	Government	1-Jul-09	931,000		931,000
Yemen Total				**1,168,010**		**1,168,010**
Zambia	DTISU	WB	12-Jul-12	397,570		397,570
	NIA Support (Tier 1 Phase 1)	Government	8-Feb-10	898,928		898,928
	NIA Support (Tier 1 Phase 2)	Government	11-Feb-16		600,600	600,600
Zambia Total				**1,296,498**	**600,600**	**1,897,098**
Grand Total				**60,461,098**	**25,936,464**	**86,397,561**

*Ongoing/recently approved projects

**Cancelled projects

Productive capacity, regional and thematic projects

As of 31 December 2020, in USD

COUNTRY NAME	PROJECT	MIE	INITIAL APPROVAL DATE	EIF PHASE ONE	EIF PHASE TWO	GRAND TOTAL
Bangladesh	Export Competitiveness*	Government	29-Dec-17		1,100,000	1,100,000
Bangladesh Total					**1,100,000**	**1,100,000**
Benin	Strengthening productive and trade capacities (RCPC)	Government	24-Jul-14	2,956,550		2,956,550
	Feasibility Study	Government	27-Apr-18		160,000	160,000
	Development of the Shea Value Chain*	Government	13-Sep-18		1,500,000	1,500,000
Benin Total				**2,956,550**	**1,660,000**	**4,616,550**
Bhutan	E-Infrastructure (E4T)*	Government	13-Apr-17		1,482,270	1,482,270
	Export Diversification - Brand Bhutan*	Government	28-Nov-19		1,500,000	1,500,000
Bhutan Total					**2,982,270**	**2,982,270**
Burkina Faso	Sesame	Government	17-Sep-12	2,666,884		2,666,884
	Feasibility Study - Shea Butter	International Trade Centre (ITC)	22-Nov-13	196,094		196,094
	Mango and Cashew	Government	15-Apr-14	2,999,089		2,999,089
	Shea Sector (PACFI-K)*	Government	4-Dec-18		1,499,780	1,499,780
Burkina Faso Total				**5,862,067**	**1,499,780**	**7,361,847**
Burundi	Export support mechanisms	Government	20-Dec-12	606,274		606,274
	Sanitary and Phytosanitary (SPS)	United Nations Industrial Development Organization (UNIDO)	4-Jul-12	2,503,277		2,503,277
Burundi Total				**3,109,551**		**3,109,551**

COUNTRY NAME	PROJECT	MIE	INITIAL APPROVAL DATE	EIF PHASE ONE	EIF PHASE TWO	GRAND TOTAL
Cambodia	CEDEP I - Evaluation	Government	6-Aug-12	220,661		220,661
	CEDEP I - Rice	World Bank (WB)	6-Aug-12	1,112,847		1,112,847
	CEDEP I - Silk	ITC	6-Aug-12	974,980		974,980
	CEDEP II - Academy of Culinary Arts (ACAC)	Shift 360	13-Jan-14	950,000		950,000
	CEDEP II - Cassava	United Nations Development Programme (UNDP)	13-Jan-14	993,955		993,955
	CEDEP II - Evaluation	Government	13-Jan-14	339,952		339,952
	CEDEP II - Marine Fishery	UNIDO	13-Jan-14	988,953		988,953
	Go4eCAM*	Government	28-Jan-20		1,499,344	1,499,344
Cambodia Total				**5,581,348**	**1,499,344**	**7,080,692**
Central African Republic	Agricultural supply capacity**	Government	18-Sep-12	-		-
	Sesame Corn and Palm Oil*	Government	22-Jul-20		1,500,000	1,500,000
Central African Republic Total				**-**	**1,500,000**	**1,500,000**
Chad	Gum Arabic (PRCCGA)	Government	11-Oct-13	2,492,036		2,492,036
	Gum Arabic - Support through ITA	United Nations Office for Project Services	11-Oct-13	375,180		375,180
	Feasibility Study	UNIDO	19-Feb-14	147,235		147,235
	Hides and Skins (PRCCFPCT)*	Government	25-Jul-19		1,500,000	1,500,000
Chad Total				**3,014,451**	**1,500,000**	**4,514,451**
Comoros	Export Competitiveness	UNDP	10-Jan-14	3,503,237		3,503,237
	Eco-Tourism*	Government	29-Jul-19		1,500,000	1,500,000
Comoros Total				**3,503,237**	**1,500,000**	**5,003,237**
Congo, Democratic Republic of the	Palm Oil	Government	15-Dec-14	2,647,745		2,647,745
Congo, Democratic Republic of the Total				**2,647,745**		**2,647,745**

COUNTRY NAME	PROJECT	MIE	INITIAL APPROVAL DATE	EIF PHASE ONE	EIF PHASE TWO	GRAND TOTAL
Djibouti	Tourism Development and Promotion*	Government	27-Mar-17		1,500,000	1,500,000
	Improvement of the Informal Economy*	Government	9-Jul-19		1,500,000	1,500,000
Djibouti Total					**3,000,000**	**3,000,000**
Ethiopia	Honey Quality Production*	International Center of Insect Physiology and Ecology (ICIPE)	13-Sep-18		1,499,918	1,499,918
Ethiopia Total					**1,499,918**	**1,499,918**
Gambia, The	Sector Competitiveness and Export Diversification Project (SCEDP)	ITC	18-Jan-12	2,340,528		2,340,528
	Trade Facilitation (Airport)	Government	4-Apr-13	2,494,200		2,494,200
	SheTrades Gambia (B751)*	ITC	5-Nov-18		300,012	300,012
Gambia, The Total				**4,834,728**	**300,012**	**5,134,740**
Guinea	Mango (PRODEFIMA)	Government	21-Nov-13	2,998,148		2,998,148
	SPS laboratory*	Government	19-Dec-17		1,500,000	1,500,000
	National Trade Development Strategy*	Government	22-Jul-19		200,000	200,000
	Reverse Linkage on Enhancing the Value Chain*	Government	6-Dec-19		348,090	348,090
Guinea Total				**2,998,148**	**2,048,090**	**5,046,238**
Haiti	Fisheries and Sea Salt*	Government	21-Dec-20		1,500,000	1,500,000
Haiti Total					**1,500,000**	**1,500,000**
Kiribati	eTrade Readiness Assessment	United Nations Conference on Trade and Development (UNCTAD)	26-Oct-18		60,106	60,106
Kiribati Total					**60,106**	**60,106**

COUNTRY NAME	PROJECT	MIE	INITIAL APPROVAL DATE	EIF PHASE ONE	EIF PHASE TWO	GRAND TOTAL
Lao PDR	Quality and Statistics	Government	27-Nov-13	2,488,411		2,488,411
	Combined - Promotion of Export and SSP*	Government	4-Dec-18		1,800,000	1,800,000
Lao PDR Total				**2,488,411**	**1,800,000**	**4,288,411**
Lesotho	Agricultural Productivity	ITC	21-Dec-12	2,705,214		2,705,214
	eTrade Readiness Assessment	UNCTAD	20-Aug-18		54,409	54,409
Lesotho Total				**2,705,214**	**54,409**	**2,759,623**
Liberia	Tourism and Furniture Feasibility Studies	ITC	13-Aug-15	199,433		199,433
	eTrade Readiness Assessment	UNCTAD	6-Oct-17		49,204	49,204
	Surf Tourism*	ITC	16-Jan-19		500,000	500,000
Liberia Total				**199,433**	**549,204**	**748,637**
Malawi	Smallholder Linkage to Agro-Processing	National Smallholder Farmer's Association of Malawi	16-Sep-14	1,648,750		1,648,750
	Support to Agro-Processing (MITC)	Government	16-Sep-14	1,146,299		1,146,299
	Study on Special Activity Economic Zone (MITC-SEZ)	WB	22-Feb-18	200,000		200,000
	eTrade Readiness Assessment	UNCTAD	20-Aug-18		59,757	59,757
	Support to Agro-Processing (MITC) - Balance of EIF Phase One	Government	21-Nov-18		204,519	204,519
	Project Preparation Grant (PPG) - Flagship National Export Strategy II*	Government	7-Jul-20		100,000	100,000
Malawi Total				**2,995,049**	**364,276**	**3,359,325**
Maldives	Strengthening Institutional Capacity for Trade Facilitation	Government	30-May-13	1,557,502		1,557,502
Maldives Total				**1,557,502**		**1,557,502**

COUNTRY NAME	PROJECT	MIE	INITIAL APPROVAL DATE	EIF PHASE ONE	EIF PHASE TWO	GRAND TOTAL
Mali	Gum Arabic - EIF Phase One*	Government	17-Feb-12	2,825,340		2,825,340
	Gum Arabic - Balance from EIF Phase One*	Government	21-Nov-18		1,543,813	1,543,813
	Projet de Développement de la Filière Karité*	Government	10-Feb-20		1,500,000	1,500,000
Mali Total				**2,825,340**	**3,043,813**	**5,869,153**
Mauritania	Eco-Tourism (PNBA)*	Government	21-Aug-20		1,500,000	1,500,000
Mauritania Total					**1,500,000**	**1,500,000**
Myanmar	Combined - Services Trade Enhancement (M-STEP) and Tier 1 Phase 2*	Government	15-Apr-19		2,100,000	2,100,000
Myanmar Total					**2,100,000**	**2,100,000**
Nepal	Ginger Competitiveness	Food and Agriculture Organization	6-May-12	700,642		700,642
	Pashmina (PETS)	ITC	22-May-13	1,861,603		1,861,603
	eTrade Readiness Assessment	UNCTAD	4-Jul-17		44,274	44,274
	Medicinal and Aromatic Plants (MAPs) - EIF Phase One	Deutsche Gesellschaft für Internationale Zusammenarbeit (GIZ)	18-Nov-13	3,580,000		3,580,000
	Medicinal and Aromatic Plants (MAPs) - Balance from EIF Phase One	GIZ	21-Nov-18		125,639	125,639
	Sustainable Tea Exports (NISTE)*	Government	14-Aug-20		1,495,000	1,495,000
Nepal Total				**6,142,245**	**1,664,913**	**7,807,159**
Niger	Leather (Hides and Skins)	Government	19-Aug-13	2,271,070		2,271,070
	Development of the Sesame Sector*	Government	9-Jul-19		1,500,000	1,500,000
Niger Total				**2,271,070**	**1,500,000**	**3,771,070**

COUNTRY NAME	PROJECT	MIE	INITIAL APPROVAL DATE	EIF PHASE ONE	EIF PHASE TWO	GRAND TOTAL
Rwanda	Cross-Border Capacity Development	Government	8-Dec-14	3,324,948		3,324,948
	Trade Competitiveness Through e-Commerce*	Government	17-Jan-19		500,000	500,000
	Export Growth Initiatives*	Government	2-Dec-19		1,488,250	1,488,250
Rwanda Total				**3,324,948**	**1,988,250**	**5,313,198**
Samoa	Trade Sector Support Programme (TSSP) - EIF Phase One	Government	30-Apr-14	2,364,849		2,364,849
	eTrade Readiness Assessment	UNCTAD	13-Jun-17		42,347	42,347
	TSSP - Balance of EIF Phase One	Government	21-Nov-18		539,378	539,378
Samoa Total				**2,364,849**	**581,725**	**2,946,574**
Senegal	Mango Competitiveness - EIF Phase One	Government	20-Aug-14	2,877,541		2,877,541
	Metrology*	Government	20-Jun-18		1,500,000	1,500,000
	Mango Competitiveness - Balance of EIF Phase One	Government	21-Nov-18		112,002	112,002
Senegal Total				**2,877,541**	**1,612,002**	**4,489,543**
Sierra Leone	Sustainable Tourism (STDPP)	Government	27-Jan-12	811,074		811,074
	Repackaged - Sustainable Tourism (STDPP)*	Government	2-Dec-19		1,499,990	1,499,990
Sierra Leone Total				**811,074**	**1,499,990**	**2,311,064**
Solomon Islands	Tourism (SI-TIDE) - EIF Phase One	Government	22-Jan-14	1,500,000		1,500,000
	eTrade Readiness Assessment	UNCTAD	12-Oct-17		46,460	46,460
	Enhancing Capacities for Agriculture Trade (ECAT)*	Government	12-Jan-18		1,500,000	1,500,000
	Tourism (SI-TIDE) - Balance of EIF Phase One	Government	21-Nov-18		44,700	44,700
Solomon Islands Total				**1,500,000**	**1,591,160**	**3,091,160**

COUNTRY NAME	PROJECT	MIE	INITIAL APPROVAL DATE	EIF PHASE ONE	EIF PHASE TWO	GRAND TOTAL
Tanzania	Combined - MSMEs Capacity and Tier 1 Phase 2*	UNDP	7-Feb-20		2,100,000	2,100,000
Tanzania Total					**2,100,000**	**2,100,000**
Togo	Soya	Government	20-Oct-14	2,997,992		2,997,992
	Combined - SSP - Cashew and Shea (PRODAK)*	Government	25-Jun-18		1,800,000	1,800,000
Togo Total				**2,997,992**	**1,800,000**	**4,797,992**
Tuvalu	eTrade Readiness Assessment	UNCTAD	27-Sep-18		59,938	59,938
	Trade and Integrated Private Sector Development Project*	UNDP	3-Sep-20		1,500,000	1,500,000
Tuvalu Total					**1,559,938**	**1,559,938**
Uganda	District Commercial Services (DICOSS)	Government	30-Aug-11	2,987,089		2,987,089
	Handicraft and Souvenir Development Project (HSDP)*	Government	18-Jan-19		1,500,400	1,500,400
Uganda Total				**2,987,089**	**1,500,400**	**4,487,489**
Vanuatu	Tourism Infrastructure (VTIP)	Government	18-Dec-14	2,967,654		2,967,654
	eTrade Readiness Assessment	UNCTAD	6-Oct-17		48,233	48,233
	Electronic Single Window System (ESWS)*	Government	12-Jan-18		1,500,000	1,500,000
Vanuatu Total				**2,967,654**	**1,548,233**	**4,515,887**
Yemen	Honey Productivity and Quality (IHPQ)	ICIPE	21-Dec-12	1,060,154		1,060,154
	Center for Bee Disease (CBDP)	ICIPE	31-Oct-14	1,086,837		1,086,837
Yemen Total				**2,146,991**		**2,146,991**

COUNTRY NAME	PROJECT	MIE	INITIAL APPROVAL DATE	EIF PHASE ONE	EIF PHASE TWO	GRAND TOTAL
Zambia	Honey (TIPEC-ZAS)	SNV Netherlands Development Organization	28-Jan-13	2,469,930		2,469,930
	Phytosanitary Capacity Strengthening*	Government	27-Jul-18		200,000	200,000
	SheTrades Zambia (B785)*	ITC	18-Oct-18		200,000	200,000
	Combined - Cooperative Development and Sustainability Support (CDSP and SSP)*	Government	15-Apr-19		1,798,900	1,798,900
Zambia Total				**2,469,930**	**2,198,900**	**4,668,830**
REGIONAL AND THEMATIC PROJECTS						
	Mainstreaming SPS capacity building into the Comprehensive Africa Agriculture Development Programme (CAADP) and other national policy frameworks*	Common Market for Eastern and Southern Africa	29-Jun-18		207,400	207,400
	Cross-Border Paperless Trade*	United Nations Economic and Social Commission for Asia and the Pacific (UN-ESCAP)	5-Sep-18		197,963	197,963
	Agricultural Technology Study*	Overseas Development Institute	11-Dec-18		195,792	195,792
	LDC Graduation Assistance*	World Trade Organization (WTO)	16-Jan-19		350,000	350,000
	Technology Transfer for Cotton*	WTO	7-Jun-19		204,694	204,694
	e-Commerce Capacity-Building for Women-led MSMEs in South Asia*	UN-ESCAP	8-Jul-19		498,300	498,300
	PPG - Quality Infrastructure in the Pacific*	The Pacific Islands Forum Secretariat (PIFS)	17-Jul-19		84,654	84,654

COUNTRY NAME	PROJECT	MIE	INITIAL APPROVAL DATE	EIF PHASE ONE	EIF PHASE TWO	GRAND TOTAL
Regional and Thematic projects	Inclusive commercial development of the shea sector (PRADCIFK)*	Global Shea Alliance	2-Dec-19		2,506,240	2,506,240
	Capacity-Building Investment Promotion*	World Association of Investment Promotion Agencies	18-Nov-19		378,000	378,000
	Digital Ecosystem for the Economic Empowerment of Women*	International Telecommunication Union	24-Mar-20		798,104	798,104
	Promoting gender-responsive trade policy in the LDCs*	UNCTAD	25-Mar-20		251,450	251,450
	Generating increased pricing and new markets for the women engaged in the shea butter value chains of South Sudan and Uganda*	East African Women in Business Platform	16-Jul-20		450,115	450,115
	Trade Policy and Strategy for ASEAN LDCs on Market Access*	UNCTAD	23-Jul-20		199,983	199,983
	Trade Facilitation in West Africa*	UNCTAD	27-Jul-20		1,500,000	1,500,000
	Pacific Quality infrastructure Initiative*	PIFS	10-Aug-20		1,500,000	1,500,000
	Gender-Sensitive Market Access*	Fairtrade Australia and New Zealand	18-Nov-20		400,000	400,000
Regional Total					**9,722,695**	**9,722,695**
Grand Total				**80,140,157**	**61,929,427**	**142,069,584**

*Ongoing/recently approved projects

**Cancelled projects

Abbreviations

AfT	Aid for Trade
CAR	Central African Republic
DF	EIF Donor Facilitator
DTIS	Diagnostic Trade Integration Study
DTISU	Diagnostic Trade Integration Study Update
EIF	Enhanced Integrated Framework
EIFTF	EIF Trust Fund
ES	Executive Secretariat for the EIF
EU	European Union
EWPT	Empower Women, Power Trade
FDI	Foreign Direct Investment
GSA	Global Shea Alliance
GVCs	Global value chains
ICC	International Chamber of Commerce
icipe	International Centre of Insect Physiology and Ecology
ICT	Information and communication technology
IPA	Investment Promotion Agencies
ITC	International Trade Centre
ITFC	Islamic Trade Finance Corporation
ITU	International Telecommunication Union's
LDC	Least developed country
MEL	Monitoring, Evaluation and Learning
MIE	Main Implementing Entity
MIS	EIF Management Information System
MSMEs	Micro-, small- and medium-sized enterprises
MOU	Memorandum of Understanding
M&E	Monitoring and Evaluation
NCE	No-cost Extension
NDP	National Development Plan
NQCO	Guinea's National Quality Control Office
NIU	EIF National Implementation Unit
OECD	Organisation for Economic Co-operation and Development
PIFS	Pacific Islands Forum Secretariat
PRC	TFM Project Review Committee
SDG	Sustainable Development Goal
TFM	EIF Trust Fund Manager
UNCTAD	United Nations Conference on Trade and Development
UN-DESA	United Nations Department of Economic and Social Affairs
UNDP	United Nations Development Programme
UN-ESCAP	United Nations Economic and Social Commission for Asia and the Pacific
UN-OHRLLS	Office of the High Representative for the Least Developed Countries, Landlocked Developing Countries and Small Island Developing States
UNWTO	World Tourism Organization
VfM	Value for Money
WAIPA	World Association of Investment Promotion Agencies
WTO	World Trade Organization
UNDP	United Nations Development Programme
UNOPS	United Nations Office for Project Services
WAIPA	World Association of Investment Promotion Agencies
WB	The World Bank

Endnotes

1 GSA. "On augmenting Togo's shea industry." Trade for Development News, 15 December 2020.

2 GSA. "Seeing the silver lining in shea – Kora's story." Trade for Development News, 25 June 2020.

3 Ramsay, Deanna. "Sweetening the deal for Ethiopia's honey trade." Trade for Development News, 16 September 2020.

4 Tuvalu Department of Trade [Trade69715411]. (9 December 2020). "Local handicrafts on display and for sale during the Talofa Trade Fair. Due to COVID-19 and border our local businesses..." [Tweet]. Twitter.

5 ITC. "ITC continues to empower women in West Africa amid COVID-19 pandemic." Africa Renewal, 22 May 2020.

6 ITU Training Project Report.

7 UNCTAD. "COVID-19 has changed online shopping forever, survey shows", 8 October 2020.

8 Financial Express. "Bangladesh qualifies for LDC graduation: What next?" 11 March 2021.

9 UNCTAD, "Fast-tracking implementation of eTrade Readiness Assessments", page 61.

10 Agúndez, Dolores, Théodore Nouhoheflin, Ousmane Coulibaly and Mario Soliño. "Local Preferences for Shea Nut and Butter Production in Northern Benin: Preliminary Results." Forests. 11(1):13, December 2019.

11 WTO and EIF. "Trade impacts of LDC graduation." 2020, page 4.

12 Briefing on CDP work on LDCs, Taffere Tasfachew, Chair of the CDP Subgroup on LDCs. https://www.un.org/development/desa/dpad/wp-content/uploads/sites/45/CDP-2021-Plenary-Briefing.pdf.

13 WTO Documents: LDC group fisheries subsidies text proposal (RD/TN/RL/125); Extension of the transition period under TRIPS Article 66.1 (IP/C/W/668); Trade related challenges of the LDCs and way forward: a draft for MC Decision (WT/GC/W/807).

14 Thirty-six (36) interventions were made by LDCs at 12 meetings.

15 ITC. "Central African Republic, Domestic and Foreign Market Access." Accessed 8 April 2021.

16 ITC. "Central African Republic, Domestic and Foreign Market Access." Accessed 8 April 2021.

17 UN-DESA, "Concept Note: Global Symposium on the Role of Micro-, Small- and Medium-Enterprises (MSMEs) in the achievement of the Sustainable Development Goals (SDGs)." 2018.

18 UN-DESA. "Policy Brief: the Role of Micro-Small and Medium Enterprises in Achieving SDGs." 2018.

19 UN-DESA. "Policy Brief: the Role of Micro-Small and Medium Enterprises in Achieving SDGs." 2018.

20 CUTS International. "The impact of COVID-19 on MSMEs in Developing Countries." November 2020.

21 ITC. "COVID-19: The Great Lockdown and its Impact on Small Business." 2020.

22 CUTS International. "The impact of COVID-19 on MSMEs in Developing Countries." November 2020.

23 Intra-ACP Agricultural Policy Programme. "The Solomon Islands Agriculture Policy Bank." Accessed 8 April 2021. https://pafpnet.spc.int/policy-bank/countries/solomon-islands.

24 This exception includes projects (Regional or Tier 2) that have a normal timeframe of three years, for which the MOUs were signed between end of June and end of December 2020.

25 The PRC is to review and assess each proposal from the operational and fiduciary perspectives before its submission to the EIF Board for approval.

26 National MIEs are the MIEs from the beneficiary countries of EIF funds.

enhancedif.org

@EIF4LDCs

facebook.com/eif4ldcs

youtube.com/user/EIF4LDCs

flickr.com/photos/152818923@N04/

linkedin.com/company/11161784/

Executive Secretariat for the EIF at the WTO
Rue de Lausanne 154
CH-1211 Geneva 2
Switzerland

+41 (0)22 739 6650

eif.secretariat@wto.org

Trade for Development news BY EIF

trade4devnews.enhancedif.org

NEWS

OP-ED

EVENT COVERAGE

PHOTO STORIES

IMPACT STORIES

Q&A

The Enhanced Integrated Framework brings together partners and resources to support the least developed countries in using trade for poverty reduction, inclusive growth and sustainable development.

EIF Enhanced Integrated Framework
Trade for LDC development

EIF Partner Agencies

International Monetary Fund (IMF)

International Trade Centre (ITC)

United Nations Conference on Trade and Development (UNCTAD)

United Nations Development Programme (UNDP)

World Bank Group (WB)

World Trade Organization (WTO)

United Nations Industrial Development Organization (UNIDO)

World Tourism Organization (UNWTO)

EIF Trust Fund Manager

United Nations Office for Project Services (UNOPS)

EIF Trust Fund Donors

Cover photo : Oliver Girard/EIF