IOM
UN MIGRATION

UKRAINE INTERNAL DISPLACEMENT REPORT

GENERAL POPULATION SURVEY

ROUND 3

17 APRIL 2022

In **partnership** with

AID AIDE | Canada

Ukraine Internal Displacement Report

GENERAL POPULATION SURVEY, **ROUND 3**, 17 APRIL 2022

Starting on 24 February 2022, the war in Ukraine triggered an unprecedented humanitarian crisis across all of the country's sub-regional divisions *(oblasts)*. Between **11 April and 17 April**, the International Organization for Migration (IOM) conducted **the third round** of a rapid representative assessment of the general population in Ukraine to gather insights into internal displacement and mobility flows, and to assess local needs. This general population survey serves as a preliminary source to identify areas with high humanitarian needs and to inform the targeting of response aiming to assist the war-affected population. The geographical scope of the assessment covers the entire territory of Ukraine, all five macro-regions (West, East, North, Centre, South, and the city of Kyiv), with the exception of the Crimean peninsula. The general population survey was constructed through a random-digit-dial (RDD) approach, and 2,000 unique and anonymous respondents aged 18 and over were interviewed using the **computer-assisted telephone interview** (CATI) method. The estimates rely on the UNFPA population data for Ukraine, agreed upon as the common population baseline by the humanitarian community. Those currently outside Ukraine were not interviewed. For further notes on method and limitations, including IOM's definition of internally displaced persons used for the purpose of this assessment, see page 11.

INTERNALLY DISPLACED PERSONS

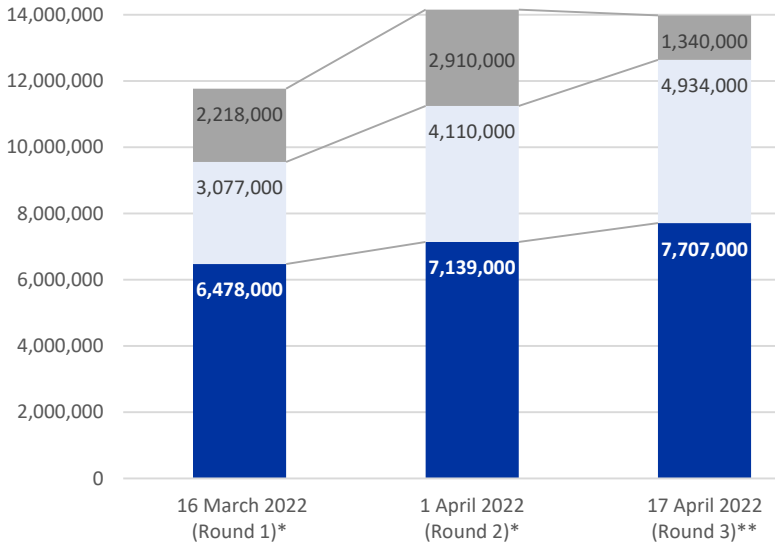

Actively **consider leaving** their place of habitual residence due to war (non-displaced population only)

Refugees fleeing Ukraine (UNHCR)

Est. IDPs in Ukraine

Results of the general population survey show that as of 17 April 2022, 17.5% of the general population are currently internally displaced within Ukraine, equivalent to 7.7M individuals. This represents an increase of nearly 670,000 IDPs (10%) since 1 April and 1,220,000 (19%) increase compared to 16 March figures.

7,707,000
EST. INTERNALLY DISPLACED WITHIN UKRAINE AS OF 17 APRIL 2022

12,641,000
EST. TOTAL DISPLACED

This includes the combined ↑ number of those displaced internally as well as refugees fleeing across borders.

* All figures are now rounded to nearest 1,000.
**In Round 3, IOM made a slight adjustment to the estimation method for IDPs in Ukraine (7.7M) to precise the sampling frame and improve accuracy, while remaining within original margin of error.

ESTIMATED CURRENT LOCATION OF INTERNALLY DISPLACED PERSONS BY MACRO-REGION*

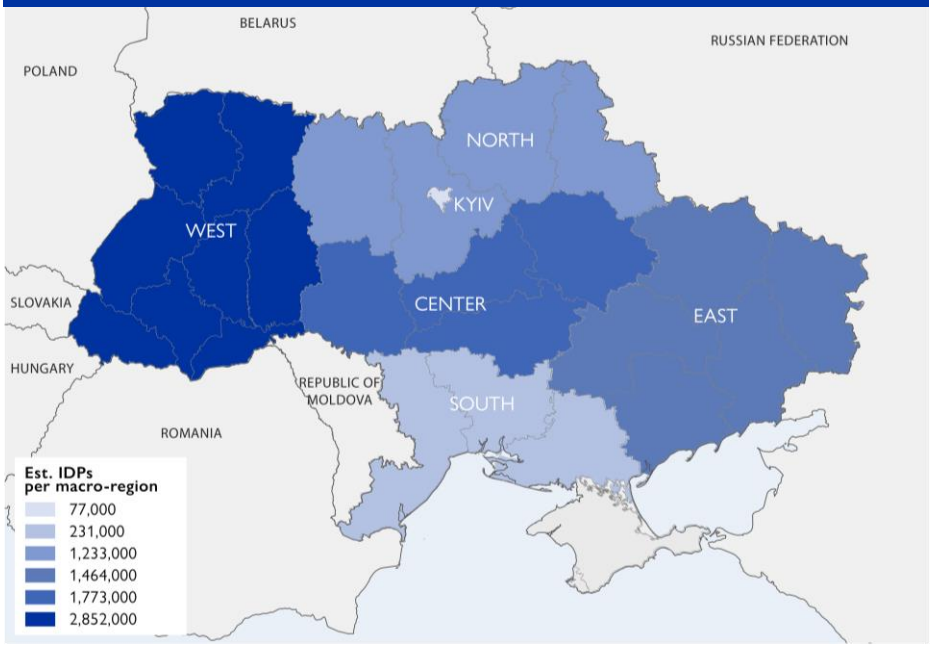

BARRIERS TO MOVEMENT

Of those who remain in place of habitual residence:

38%	**Don't experience any barriers**
9%	say **it is not safe for them to leave**
9%	**Say they cannot afford the cost of the journey**
6%	say **they don't want to leave family members behind**
1%	say **they cannot leave due to a health issue or a disability**

*A macro-region is a territorial unit comprised of multiple oblasts (regions), as defined by the Law of Ukraine "On the Principles of State Regional Policy" (Article 1, item 2).

The designations employed and the presentation of material throughout the report do not imply expression of any opinion whatsoever on the part of IOM concerning the legal status of any country, territory, city or area, or of its authorities, or concerning its frontiers or boundaries. The opinions expressed in the report are those of the authors and do not necessarily reflect the views of the International Organization for Migration (IOM).

Ukraine Internal Displacement Report

GENERAL POPULATION SURVEY, **ROUND 3**, 17 APRIL 2022

INTERNAL DISPLACEMENT FLOWS

Data on movement flows represent Round 3 survey results only to showcase latest mobility trends.

FLOW OF DISPLACEMENT MOVEMENTS BY MACRO-REGION

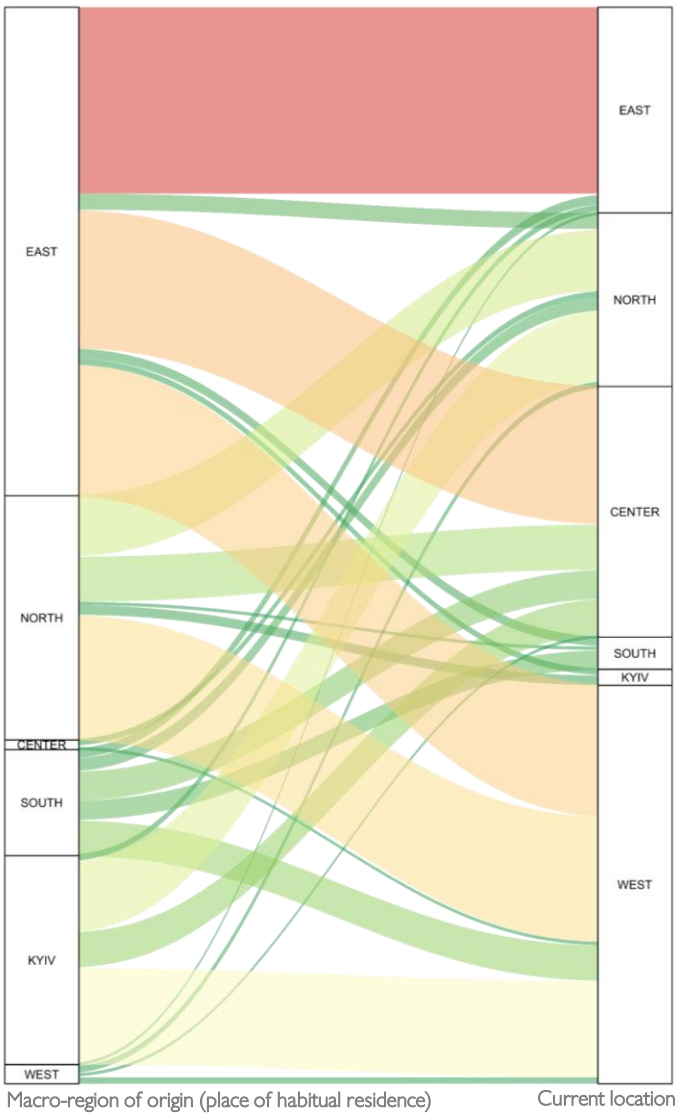

CURRENT LOCATION & ORIGINS

Of those who reported a) not being present in area of habitual residence, and b) indicated current war as reason for their move

Top 5 oblasts by number of hosted IDPs**	% of IDPs
DNIPROPETROVSK REGION	11%
KYIV REGION	10%
LVIV REGION	9%
VINNITSIA REGION	7%
POLTAVA REGION	7%

Of those who reported a) not being present in area of habitual residence and b) indicated current war as reason for their move

Top 5 oblasts of origin of IDPs**	% of IDPs
KHARKIV REGION	21%
KYIV CITY	19%
KYIV REGION	18%
DONETSK REGION	15%
LUHANSK REGION	5%

**Disclaimer: Origin and distribution of IDPs by oblast (region) is only indicative – sample representative at macro-region level.

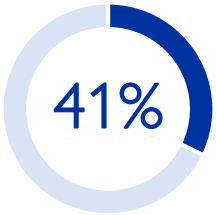

Respondents currently separated from close family due to the war

Among IDPs, the share is significantly higher. 61% of IDPs reported their families are now separated due to the war.

FURTHER MOVEMENT INTENTIONS

Among current IDPs, readiness for further mobility has grown since April 1st. Of IDPs in the West, 52% intend to move further (includes all directions, not excluding return), as do 45% of IDPs in Center macro-region, 40% of IDPs in the North, and 30% in the South. IDPs in the East macro-regions indicate lower intentions of further movement: 17% intend to move from their current location.

Are you considering (further) relocation from your current location? (IDPs only):

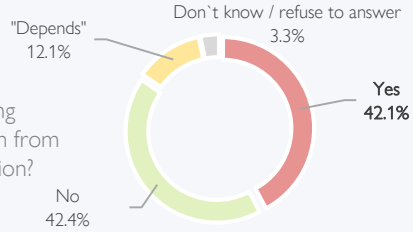

The share of IDPs considering relocation has doubled since 16 March, compared to the relatively small and stable share of those Ukrainians who remain in their habitual places of residence who were asked the same question:

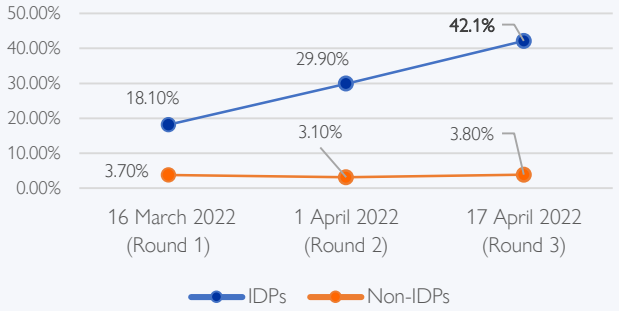

Note: % numbers reported are rounded for ease of use.

When quoting, paraphrasing or in any way using the information mentioned in this report, the source needs to be stated appropriately as follows: "Source: International Organization for Migration (IOM), Ukraine International Displacement Report, Round 3, April 2022".

INTERNAL DISPLACEMENT FLOWS - ORIGINS & CURRENT LOCATION

IDPS BY MACRO-REGION OF ORIGIN (comparison round 1 and round 2)

Where do those currently displaced by war come from?

Data show a variation in the strength of displacement flows at the macro-region level. Within the overall 10% increase in total number of internally displaced in Ukraine between survey rounds 2 and 3, the rise was most prominent in the East of the country – those who originally resided in the East now represent 45% of the entire internally displaced population (33% in round 2). The share of IDPs from Kyiv within the total IDP stock has decrease and now represents 19% of the internally displaced population.

Macro-region	% of IDPs origin	# est. IDPs departed per macro-region
KYIV	19%	1,464,000
EAST	45%	3,468,000
SOUTH	10%	771,000
CENTRE	1%	77,000
NORTH	23%	1,773,000
WEST	2%	154,000
total est. displaced within Ukraine		**7,707,000**

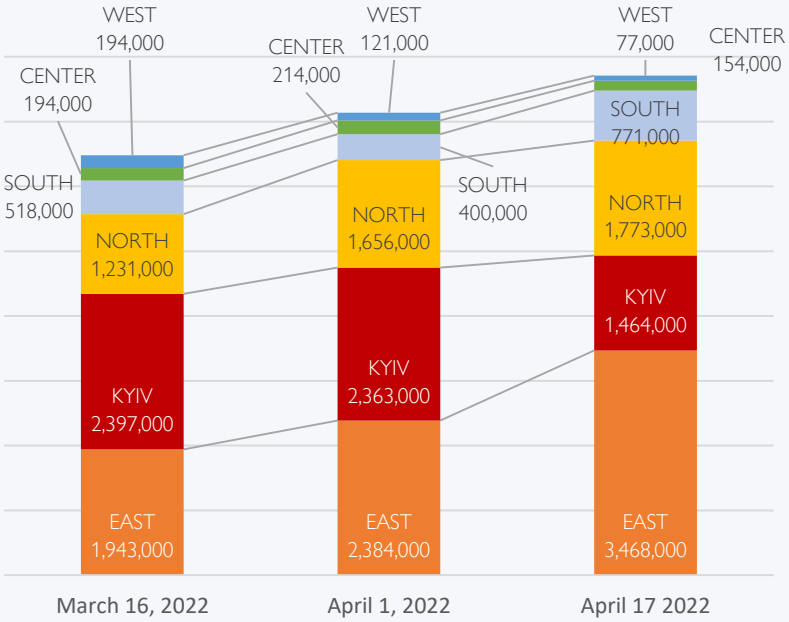

IDPS BY MACRO-REGION OF CURRENT LOCATION (comparison between rounds 1, 2 and 3)

Where are those displaced by war currently located?

Despite the overall increase in the nation-wide number of IDPs, the number of IDPs located in Kyiv city has shrank significantly since round 2 (1 April) and remains very low when compared to other macro-regions. The South, West, and North macro-regions also experienced a reduction of over 250,000 total IDPs hosted. The number people displaced located in the East of Ukraine increased significantly, however, growing by 70% since Round 2 of this assessment. Similarly, the number of IDPs in the Center Macro-region grew by over 30% since 1 April.

Macro-region	% of IDPs location	# est. IDPs per macro-region
KYIV	1%	114,000
EAST	19%	1,459,000
SOUTH	3%	228,000
CENTRE	23%	1,801,000
NORTH	16%	1,254,000
WEST	37%	2,850,000
total est. displaced within Ukraine		**7,707,000 (rounded)**

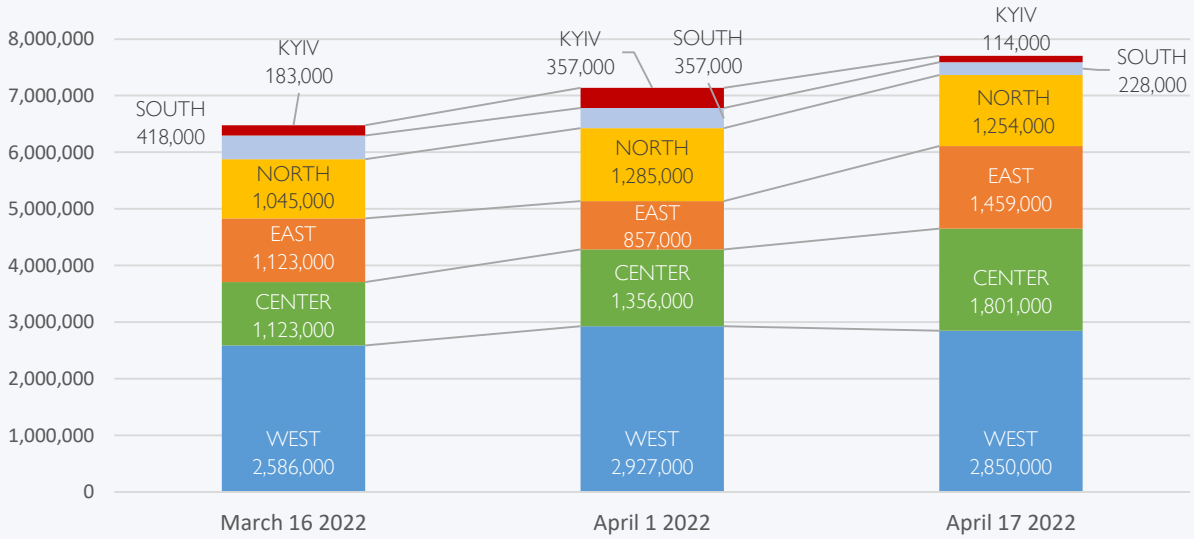

Note: % numbers reported are rounded for ease of use.

When quoting, paraphrasing or in any way using the information mentioned in this report, the source needs to be stated appropriately as follows: "Source: International Organization for Migration (IOM), Ukraine International Displacement Report, Round 3, April 2022".

Ukraine Internal Displacement Report

GENERAL POPULATION SURVEY, **ROUND 3**, 17 APRIL 2022

INTERNALLY DISPLACED PERSONS

DEMOGRAPHICS (IDPs)

SEX **60%** women **40%** men

RESPONDENTS' AGE GROUP*

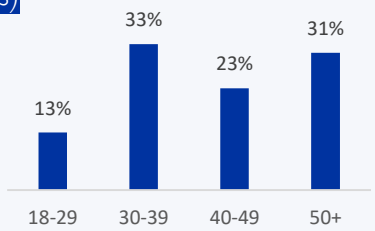

*Only adults were interviewed for this survey

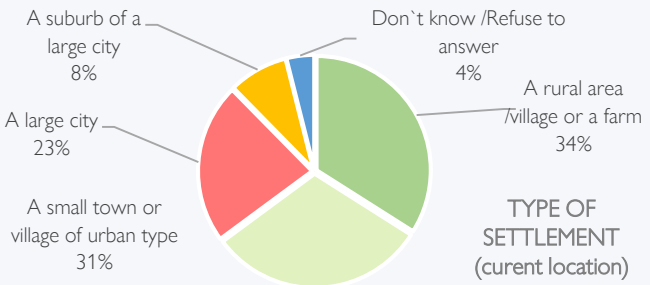

TYPE OF SETTLEMENT (curent location)

SHARE OF IDP HOUSEHOLDS WITH VULNERABLE MEMBERS:

Share of IDPs who report one or more of their current household members fall within one of the following vulnerability categories (read as follows: "*51% of IDP respondents indicated that at least one member of the family currently with them is a child between ages of 5 and 17*):

- **7%** Infants (0-1y.o.)
- **23%** Children aged 1<5
- **52%** Children aged 5-17
- **11%** Pregnant or breastfeeding
- **57%** Elderly persons (>60)
- **37%** Chronically ill
- **16%** IDPs from 2014-2015 (with or without formal status)
- **4%** Directly affected (harmed) by current violence
- **20%** People with disabilities

IDP NEEDS: by rounds

Share of IDPs who report currently being in need of the below (read as follow: "*56% of IDP respondents indicated they are currently in need of financial support*".:

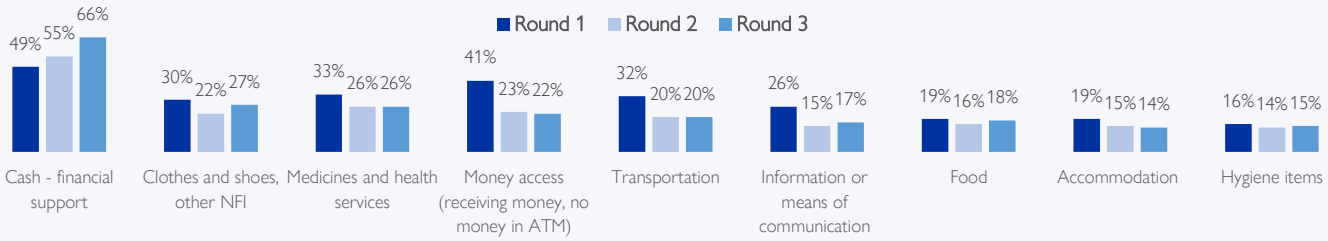

*Note: The option "Refuse" was included in the analysis.

When asked to identify their **single most pressing need**, cash (financial support) was identified by the largest number of IDPs (43.0% indicated this was their most pressing need), followed by medicines (5.9%).

IDP NEEDS: GENDER DIMENSION

IOM notes significant differences between needs reported by male and female IDP respondents. With the exception of need for information, female respondents more frequently report additional categories of needs.

Item	Men	Women
Cash - financial support	53%	75%
Clothes and shoes, other NFI	22%	30%
Medicines and health services	20%	30%
Money access (receiving money, no money in ATM)	22%	23%
Transportation	18%	22%
Information or means of communication	19%	16%
Food	11%	22%
Accommodation	13%	15%
Hygiene items	8%	19%

IDP PERCEPTIONS OF SAFETY

The majority of the IDPs feeling "completely unsafe" are currently located in the East (8% of IDPs in the East feeling this way). Since April 1st, perception of safety has significantly improved among IDPs in Kyiv and in the North, and remained stable in other regions.

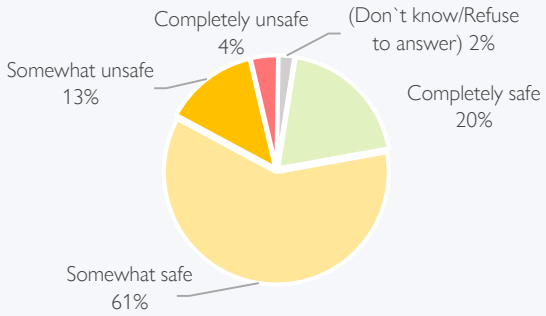

Note: % numbers reported are rounded for ease of use.

When quoting, paraphrasing or in any way using the information mentioned in this report, the source needs to be stated appropriately as follows: "Source: International Organization for Migration (IOM), Ukraine International Displacement Report, Round 3, April 2022".

Ukraine Internal Displacement Report

GENERAL POPULATION SURVEY, **ROUND 3**, 17 APRIL 2022

RETURNEES

ESTIMATED NUMBER OF RETURNEES PER MACRO-REGION

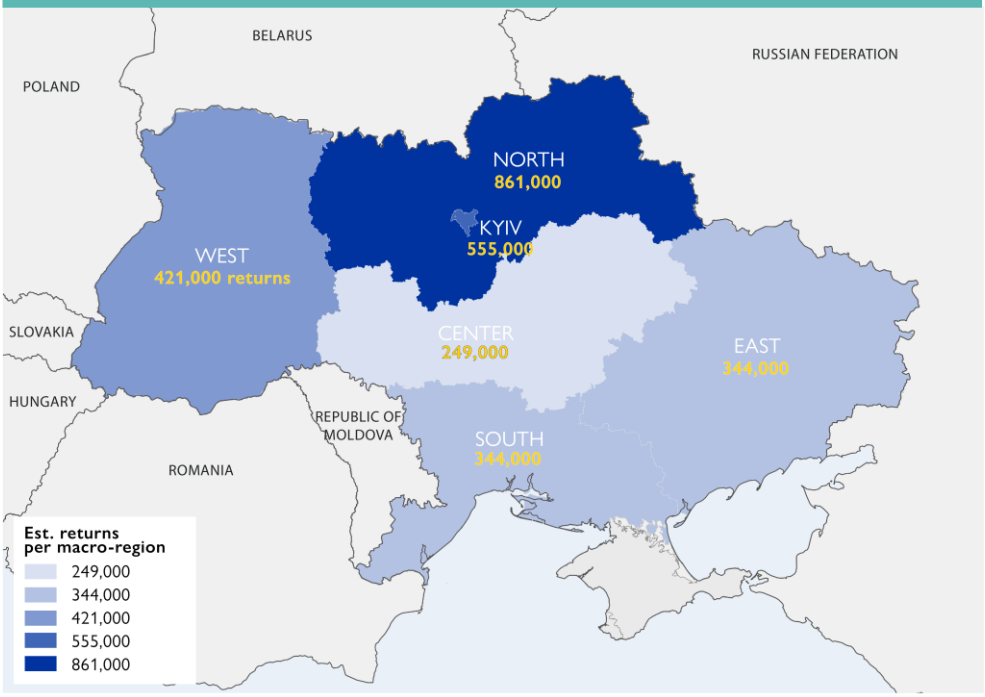

2,775,000
EST. RETURNEES AS OF 17 APRIL 2022

In Round 3, IOM delivers the first estimated number of returns, following field-based observations of significant return movements taking place within Ukraine. The survey identifies a respondent as a *returnee* if they report current presence in place of habitual residence, and report having left this location since 24 February 2022 due to the war for a period of time equal to or longer than 14 days. Out of all respondents who are currently in their place of habitual residence, **8.8%** indicated they have now returned following a minimum of 2 weeks in displacement. At this stage, it is premature to conclude with certainty about the nature of these return movements and if they are permanent or of a more temporary nature. IOM will continue assessing return trends closely, including through flow monitoring surveys at key transit points.

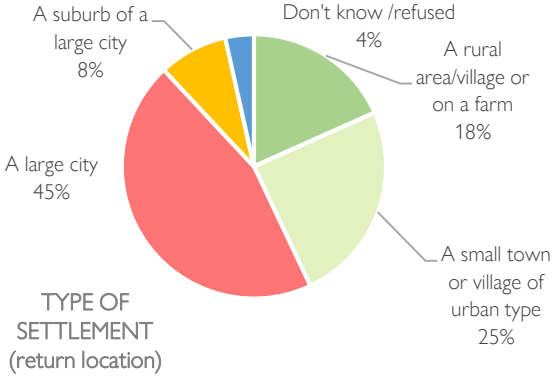

TYPE OF SETTLEMENT (return location)

Macro-region	Share of returnees	Est. returnees
KYIV	20%	555,000
EAST	12.4%	344,000
SOUTH	12.4%	344,000
WEST	15.2%	421,000
NORTH	31%	861,000
CENTRE	9%	249,000
TOTAL	100%	2,775,000

30 days
the mean length of displacement among returnees following 52 days of war as of 17 April 2022.

PERCEPTION OF SAFETY

Despite having returned, 29% of returnees perceive their currently location as somewhat unsafe, and 5% perceive it as completely unsafe. Only 8.5% of returnees indicated that they believe their current location is completely safe.

FURTHER MOBILITY INTENTIONS

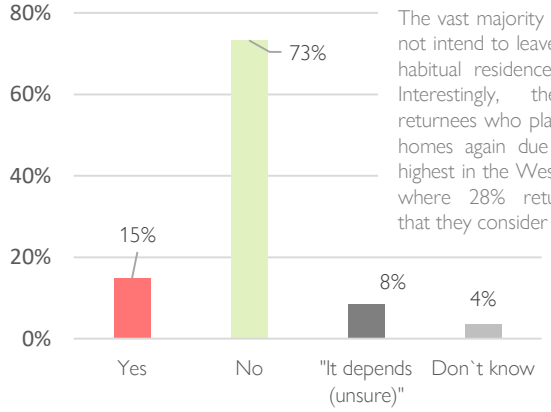

The vast majority of returnees do not intend to leave their places of habitual residence in the future. Interestingly, the share of returnees who plan to leave their homes again due to the war is highest in the West macro-region, where 28% returnees indicate that they consider leaving.

FUTURE RETURNS AMONG IDPs

current IDPs plan to return home in next two weeks

Among **IDPs**, 14.6% indicated that **they plan to return** to their places of habitual residence **within the upcoming 2 weeks.**

IOM's data indicate that **the majority of IDPs who plan to return** in the upcoming two weeks are from **Kyiv and North macro-regions of Ukraine**

Note: % numbers reported are rounded for ease of use.

When quoting, paraphrasing or in any way using the information mentioned in this report, the source needs to be stated appropriately as follows: "Source: International Organization for Migration (IOM), Ukraine International Displacement Report, Round 3, April 2022".

NON-DISPLACED POPULATION IN UKRAINE

DEMOGRAPHICS (Non-Displaced Population, including returnees*)

*returnees are included in the non-displaced category to accurately reflect current needs in locations of habitual residence, regardless of past experience of displacement,

SEX

55% women

45% men

AGE GROUPS*

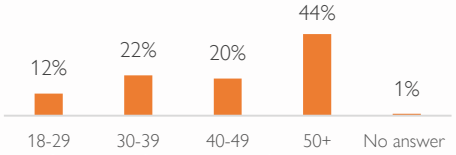

*Only adults were interviewed for this survey

35% of the non-displaced reported having close family members/relatives who used to live with them in one household or city/village/area, but they are far away from them now because of the war.

The reasons for the family disruption included the displacement of relatives, their enrollment in military service, or loss of communication channels.

SHARE OF NON-DISPLACED HOUSEHOLDS WITH VULNERABLE MEMBERS

Share of respondents who report one or more of their current household members fall within one of the following vulnerability categories (read as follow: *"43% of non-displaced respondents indicated that at least one member of the family currently with them is a child between ages of 5 and 18.*):

- **5%** Infants (0-1y.o.)
- **18%** Children aged 1<5
- **39%** Children aged 5-18
- **8%** Pregnant or breastfeeding
- **57%** Elderly people (>60 y.o.)
- **35%** Chronically ill
- **4%** IDPs from 2014-2015 (with or without formal status)
- **23%** People with disabilities
- **2%** Directly affected (harmed) by current violence

MOBILITY INTENTIONS among those not displaced

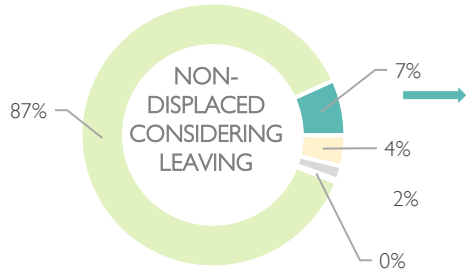

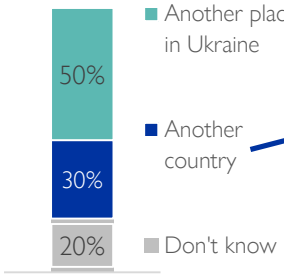

Figures relating to the intended foreign destination countries are not published due to low sub-sample size, graph is presented for indicative purposes only.

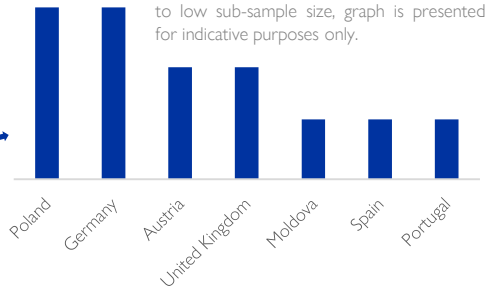

No ■ Yes ■ "It depends" ■ Don`t know ■ Not able to do it

NEEDS among those not displaced

Share of respondents who remain in their places of habitual residence who report currently being in need of the below:

Cash - financial support	48%
Medicines and health services	28%
Transportation	25%
Money access (receiving money, no money in ATM)	25%
Food	14%
Information or means of communication	12%
Hygiene items	9%
Clothes and other non-food items incl. blankets	7%

When asked to identify their **single most pressing need**, financial support (cash) was identified by the largest number of non-IDP respondents (26.1% indicated this as their most pressing need), followed by medicines and health services (11.2%).

PERCEPTIONS OF SAFETY (those not displaced)

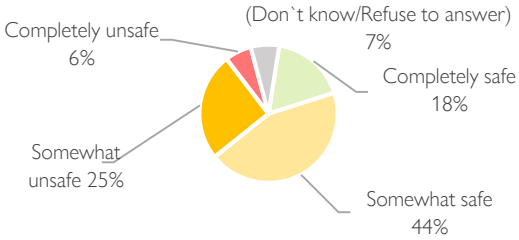

The majority of non-IDP respondents feeling "completely unsafe" are currently located in the East and South (11% in each regions feeling this way). Those in the West and Central macro-regions most commonly report feeling completely safe (23% and 27%, respectively).

Note: % numbers reported are rounded for ease of use.

When quoting, paraphrasing or in any way using the information mentioned in this report, the source needs to be stated appropriately as follows: "Source: International Organization for Migration (IOM), Ukraine International Displacement Report, Round 3, April 2022".

COMPARATIVE ANALYSIS OF SITUATION AND NEEDS

Those displaced and those in the locations of their habitual residence within Ukraine face critical needs. The profile and situation of the sub-groups differ slightly, however. The overview below highlights group differences within IOM's sample of the general population.

Housing arrangements

	IDPs	Non-IDPs (incl returnees)	Returnees
Own home (owned)	13%	87%	68%
Own home (rented)	19%	3%	7%
Friend's or family member's home	35%	1%	8%
Hotel/motel/hostel	1%	0%	0%
Rented apartment (but not habitual residence)	11%	0%	0%
Collective centre/camp	4%	0%	0%
In home of kind strangers	6%	0%	0%
Homeless (don't know where to sleep tonight)	0%	0%	1%
Basement/bomb shelter/metro etc	1%	1%	0%
Other	3%	3%	5%
Hard to say/Refusal	7%	5%	12%

Pharmacies in current location

	IDPs	Non-IDPs (incl returnees)	Returnees
All pharmacies open	64%	56%	35%
Some pharmacies open	14%	21%	27%
Very few pharmacies open	4%	7%	5%
No pharmacies are open	2%	3%	0%
No pharmacies in my area	7%	4%	11%
Hard to say/Refusal	9%	8%	22%

*Note: New question is added to measure the accessibility of medicine..

Access to food in current location*

	IDPs	Non-IDPs (incl returnees)	Returnees
Yes - all food products are available	60%	47%	36%
Some food products are missing	33%	44%	58%
Almost all food products are missing	3%	5%	1%
No functional food stores in area	1%	1%	3%
Hard to say/Refusal	3%	2%	2%

*Note: The combined option containing categories 'Hard to answer' and 'Refusal' was included in analysis.

Water access in current location

	IDPs	Non-IDPs (incl returnees)	Returnees
Yes	92%	93%	93%
Yes, but unstable	4%	3%	4%
No	3%	4%	4%
Hard to say/Refusal	1%	0%	0%

Obstacles to access health services

	IDPs	Non-IDPs (incl returnees)	Returnees
No medicines available	10%	13%	8%
No health-care personnel available	5%	7%	6%
Way to reach the health-care services is not safe	0%	1%	2%
Lack of transport to health-care services	5%	8%	11%
Health services not working	2%	6%	11%
Health facilities damaged by the violence	0%	0%	0%
Nothing is preventing people from accessing health services	39%	42%	38%

TOP NEEDS PER MACRO-REGION (all respondents)

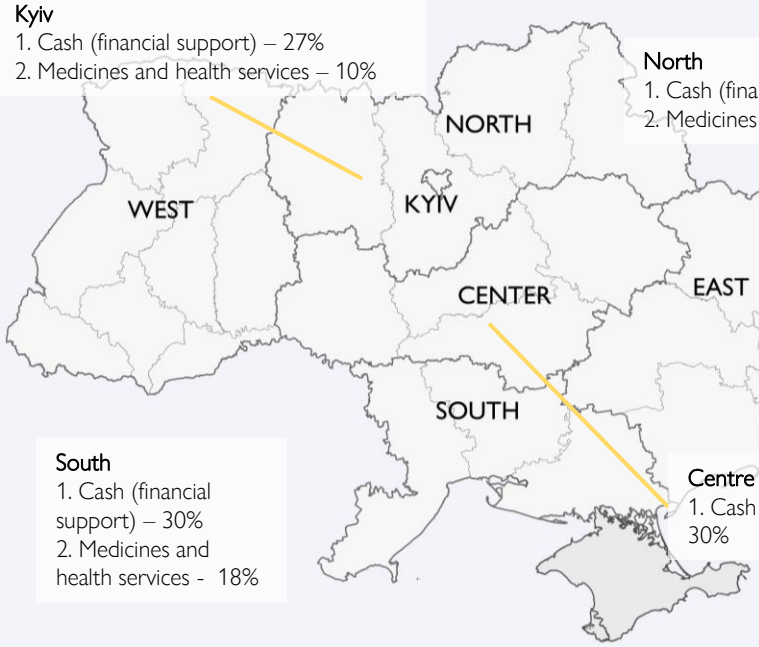

Kyiv
1. Cash (financial support) – 27%
2. Medicines and health services – 10%

North
1. Cash (financial support) – 28%
2. Medicines and health services – 14%

West
1. Cash (financial support) – 30%

East
1. Cash (financial support) – 29%
2. Medicines and health services - 13%

South
1. Cash (financial support) – 30%
2. Medicines and health services - 18%

Centre
1. Cash (financial support) – 30%

Respondents were asked to identify their one most pressing need out of a randomly rotating list of options. Figures reported represent the share of respondents who selected the presented, most frequent choices per macro-region.

Note: % numbers reported are rounded for ease of use.

When quoting, paraphrasing or in any way using the information mentioned in this report, the source needs to be stated appropriately as follows: "Source: International Organization for Migration (IOM), Ukraine International Displacement Report, Round 3, April 2022".

SECTORAL ANALYSIS

A snapshot of data relevant to diverse humanitarian sectors is presented below, covering the general population unless specified otherwise:

WASH

Among both IDPs and non-IDPs, respondents indicated that they are in **need of hygiene items** (11% among IDPs, 7% among non-IDPs). More than half (54%) of those indicated the need for menstrual hygiene items, and additional 15% indicated the need for diapers (baby and/or adult). Lack of safe access to toilets was reported by 3.4% IDPS and 1.9% of those who remain in their places of habitual residence.

Similarly to the situation reported in Round 2, running water was most lacking or unstable for Ukrainians in the East (with 4% lacking water altogether and 5% with unstable supply). followed by those in the North (3% lacking, and 3% with unstable supply) and Centre (3% lacking, and 3% with unstable supply).

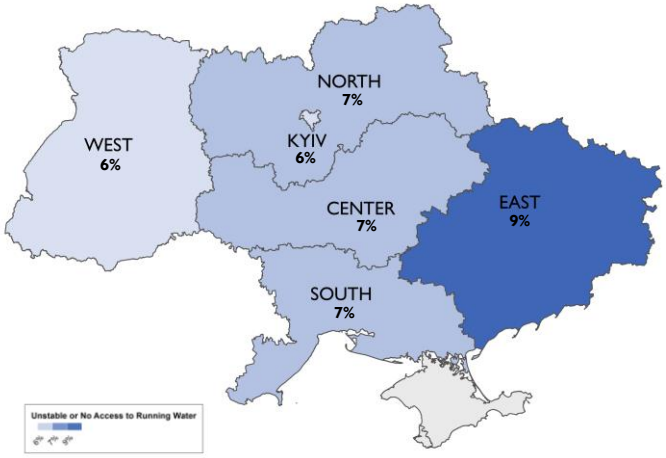

Reported unstable or no running water (all respondents, through time):

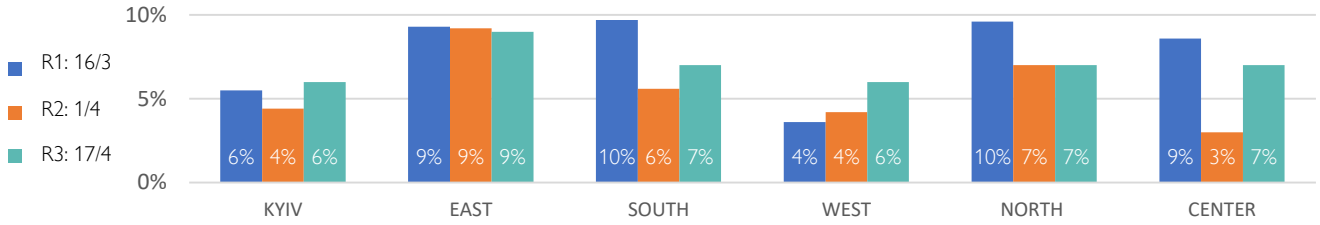

SHELTER AND NFIs

8% among all respondents indicated that their home (primary residence before war) was damaged by attacks/war.

23% among IDPs reported the need for non-food items, for example blankets, compared to 18% as of 1 April (Round 2).

Housing needs remain high among the internally displaced population, with 12% reporting the need for accommodation, and 4% of IDPs indicating that accommodation was their most pressing need.

Where will you and your family sleep tonight?*

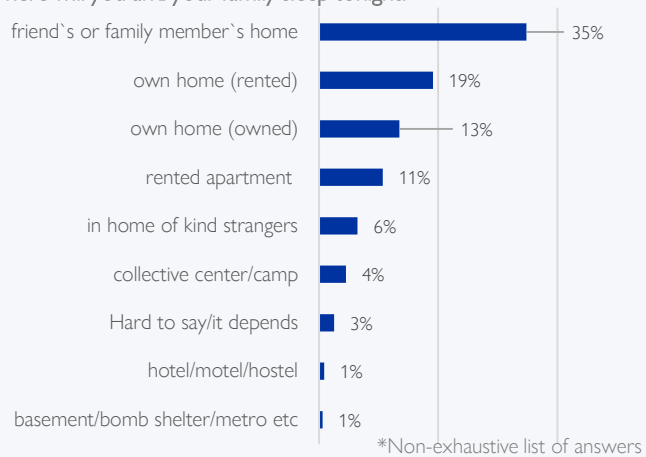

*Non-exhaustive list of answers

FOOD AND NUTRITION

Respondents were asked whether the food stores in their area were well stocked. Vast differences between macro-regions have emerged, with **46% respondents** reporting that **almost all food products were missing from stores in the East**, and **32% in the South of the country**, compared to 0% in Kyiv and 2% in the West.

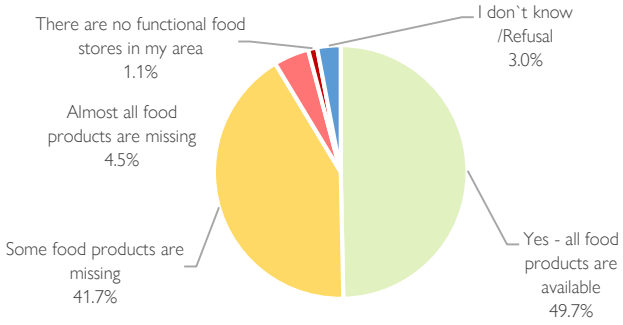

INFANT AND CHILD NUTRITION

Among respondents who report infants or children under 5 years of age in their household (displaced and non-displaced):

28% say they **experience problems in getting enough food for their baby/babies** since the start of the war (e.g. formula), compared to 25% as of 1 April.

Note: % numbers reported are rounded for ease of use.

When quoting, paraphrasing or in any way using the information mentioned in this report, the source needs to be stated appropriately as follows: "Source: International Organization for Migration (IOM), Ukraine International Displacement Report, Round 3, April 2022".

SECTORAL ANALYSIS

A snapshot of data relevant to diverse humanitarian sectors is continued below, covering the general population unless specified otherwise:

HEALTH

Reported availability of pharmacies across regions of Ukraine

The availability of pharmacies has improved significantly in Kyiv, where 11% of respondents indicated in Round 3 that no or very few pharmacies were operational near them, compared to 23% in Round 2 (April 1st.) The figure remains low among respondents in the West (1%) and Centre (3%). In the North, 11% reported no or few pharmacies opened near them. The share of respondents indicating no or little access to pharmacies has grown in the East, however, up to 21% compared from 17% in Round 2 survey.

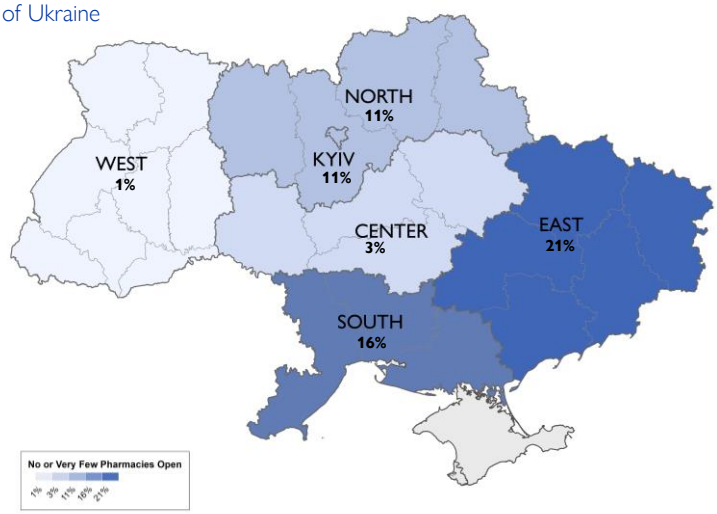

DEMAND FOR MHPSS

Among all respondents, 18.9% requested to receive number of IOM's free psychological support hotline, compared to 16% in Round 2 and 11% of respondents in Round 1 of the survey. Among IDPs, 24.7% requested the hotline number for support in Round 3.

BARRIERS IN ACCESS TO HEALTH CARE

The number and type of barriers to health experienced vary based on respondents' current location (all respondents, displaced and non-displaced). Among respondents in the East, nearly 15% reported experiencing two or more separate barriers in accessing health care. Among respondents living in households with household member(s) with disabilities, **29%** indicated that their relatives with disabilities were facing **additional barriers in access to health care on account of their disability**.

Number of barriers reported by individual respondents, per macro-region:

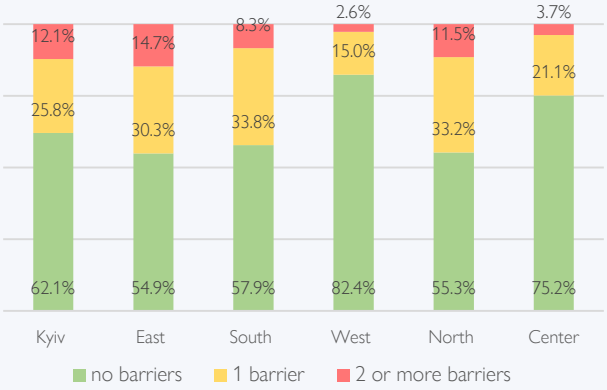

Share of respondents who experienced a particular barrier in access to health care:

	IDPs	Non-IDPs
No medicines available in the health-care centres or pharmacies	10%	13%
Lack of transport to health-care services	5%	8%
"War"/"war situation" (general answer without specification)	2%	5%
No health-care personnel available in the health-care centre	5%	7%
Health **services not working**	2%	6%
I can't afford health-care services/Medicine is too **expensive**	7%	6%
Way to **reach** the health-care services is not safe	0%	1%
Roads are blocked / destroyed / jammed because of block posts	0%	1%
The health **facilities** are **not safe**	0%	0%
The health facilities have been partially or fully **damaged** by the violence	0.4%	0%

AVAILABILITY OF MEDICATION

Among all respondents, **22%** indicated that they or someone within their family had to stop using their medication because of the war. Among those **85%** indicated they were not able to secure the medicines due to availability, **44%** stated they could not afford to buy the medicines (respondents could indicate multiple reasons).

Among IDPs, a higher share – 28% indicated they or their household members stopped taking their medication due to the war.

Among those who reported they or their family member stopped taking their medication due to the war, the below share identified a specific type of medication lacking:

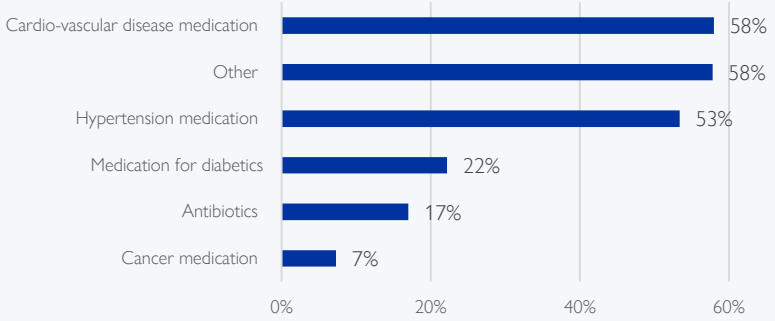

Note: % numbers reported are rounded for ease of use.

When quoting, paraphrasing or in any way using the information mentioned in this report, the source needs to be stated appropriately as follows: "Source: International Organization for Migration (IOM), Ukraine International Displacement Report, Round 3, April 2022".

BRIEF NOTE ON METHODOLOGY

The data presented in this report was commissioned by the International Organization for Migration (IOM) and collected by Multicultural Insights through a rapid phone-based survey. Third round of data collection among a third set of unique 2,001 adults (18 years and above) was completed between 11 April and 17 April 2022. This probabilistic sample, representative of over 30 million Ukrainian adults (18 years or older), was stratified to achieve representativeness at the level of 6 macro-regions of Ukraine. The sample frame was constructed by developing a list of 100,000 ten-digit phone numbers created by combining the three-digit prefix used by mobile phone operators with a randomly generated seven-digit phone number (Used sample/dialed numbers over Rounds 1-3: 42,795). The generated sample frame was proportional to the national market share of the six phone networks covered in the study. Using the random-digit-dial (RDD) approach, phone numbers were randomly generated, producing a new number every milli-second interval. Interviews were anonymous, and respondents were asked for consent prior to starting an interview. Interviewers used a structured questionnaire and the computer-assisted telephone interview (CATI) technique to directly enter the results into a data entry programme.

Using this methodology, for round 3, interview teams were able to successfully complete the surveys with 2,001 unique eligible and consenting respondents. While the response rate using the RDD approach in Ukraine has typically yielded a response rate of cca 7-8%, in Round 3 of this survey a response rate of 11% was achieved. A total of 32 interviewers were employed for this work. The team was composed of 5 male and 27 female interviewers, and interviews were conducted in Ukrainian (77.5%) and Russian languages (22.5%), with language selection following respondents' preference. After data cleaning, the sample used for analysis was reduced to 1,923 respondents due to non-response in questions related to the current location. In future rounds these will become mandatory, ensuring a full sample may be used for analysis.

Limitations: The exact proportion of the excluded populations is unknown, and certain considerations are to be made when interpreting results. Those currently residing outside the territory of Ukraine were not interviewed, following active exclusion. Population estimates assume that minors (those under 18 years old) are accompanied by their adult parents or guardians. The sample frame is limited to adults that use a mobile phone. It is unknown if all phone networks were functional across the entire territory of Ukraine for the entire period of survey, therefore some numbers may have had a higher probability of receiving calls than others. Residents of areas with the high level of civilian infrastructure damage such as Mariupol, Kharkiv, or Irpin may have a lower representation among the sample – one may assume the needs in the report are skewed towards under-reporting. Among the people surveyed are not those residing in the Autonomous Republic of Crimea (ARC) or the NGCA Donetsk and Luhansk.

Caveat: *The survey collected information on the people's characteristics, their current locations and/or locations after the displacement (geographical information), intentions to move, and planned destinations, needs, and issues faced by the people during the crisis. The analysis relies on two approaches when assessing the population profiles, their issues, and needs. The analysis of geographical profiles utilizes the data, excluding the missing values identified at the macro-regin level (n=1,923). The needs assessment and all other analysis is done using all available sample (considering question refusal rate).*

Sample allocation and number of interviews per macro-region

Macro-region	Total interviews (f/m/no answer)	Interview share
KYIV	124 (52/72)	7.8%
EAST	435 (243/191/1)	20.6%
SOUTH	216 (133/83)	11.5%
WEST	501 (287/211/3)	25.6%
NORTH	349 (179/170)	14.2%
CENTRE	298 (177/121)	13.2%
Undisclosed location	78 (47/31)	7%
Total Ukraine	2001 (1015/837)	100%

Sample error

Macro-region		95% confidence Level
KYIV	+/-	8.80%
EAST	+/-	4.70%
SOUTH	+/-	6.70%
WEST	+/-	4.40%
NORTH	+/-	5.20%
CENTRE	+/-	5.70%
Total Ukraine	**+/-**	**2.20%**

Definitions: The IOM Glossary on Migration defines **Internally Displaced Persons (IDPs)** as persons or groups of persons who have been forced or obliged to flee or to leave their homes or places of habitual residence, in particular as a result of or in order to avoid the effects of armed conflict, situations of generalized violence, violations of human rights or natural or human-made disasters, and who have not crossed an internationally recognized State border. Operationally, for this exercise, interviewers define and understand IDPs as persons who left their habitual place of residence due to the current war.

IOM defines a **returnee** as a person who had undergone a migratory movement and arrived back to their original place of habitual residence. For purposes of the present analysis, IOM identified as returnees those respondents who indicated having left the place of their habitual residence since the 24th of February due to the current war for a period of a minimum of 2 weeks (14 days), but who have indicated that they had since returned.

The 1951 Refugee Convention defines a **refugee** as: "*Someone who is unable or unwilling to return to their country of origin owing to a well-founded fear of being persecuted for reasons of race, religion, nationality, membership of a particular social group, or political opinion.*"

IOM UKRAINE

IOM

UN MIGRATION